



Small and medium enterprises in the Republic of Kazakhstan

2012-2016



Astana 2017

**The Ministry of National economy of the Republic of Kazakhstan
Committee on Statistics**

In accordance with the «Civil Code of the Republic of Kazakhstan (special part),» the material is not subject to reproduction (copying), using the statistical information in the publications (editions); reference to the Committee on Statistics of the Ministry of National Economy of the Republic of Kazakhstan is obligatory.

Small and medium enterprises in the Republic of Kazakhstan

2012-2016

Statistical collection

Astana 2017

Small and medium enterprises in the Republic of Kazakhstan / Statistical collection / in English /
64 pages

Ministry of National economy of the Republic of Kazakhstan
Committee on Statistics
Chief editor Aidapkelov N.S.

Yearbook is available on the web-site www.stat.gov.kz of Committee on Statistics of the Ministry of National economy of the Republic of Kazakhstan.

Address: Republic of Kazakhstan, 010000 Astana city, Mangilik El street, 8
House of Ministries, 4th entrance
Ministry of National economy
of the Republic of Kazakhstan
Committee on Statistics
Informational service: +7 7172 749010, 749011
Fax: +7 7172 749546
Email: kazstat.rk@gmail.com
Internet-resource: <http://www.stat.gov.kz>

Conventions:

- – fact of absence

0,0 – insignificant value

x – data are absent

... – data is not available

In some cases minor discrepancies between totals and sum due to rounding of data.

Introduction

This yearbook contains indicators of development of small and medium enterprises, their structure and dynamics.

According to Entrepreneur Code of the Republic of Kazakhstan dated October 29, 2015 №375-V for state statistical purposes provided the use of the criteria for small and medium-sized enterprises only in the average number of employees.

The yearbook shows the comparability of dynamic series.

Statistical Yearbook is designed for a wide range of users: top management personnel, employees of the management, financial and economic departments of enterprises and organizations, scientific, business and banking communities, faculty members of teaching staff and students of economic universities and other interested parties.

Contents

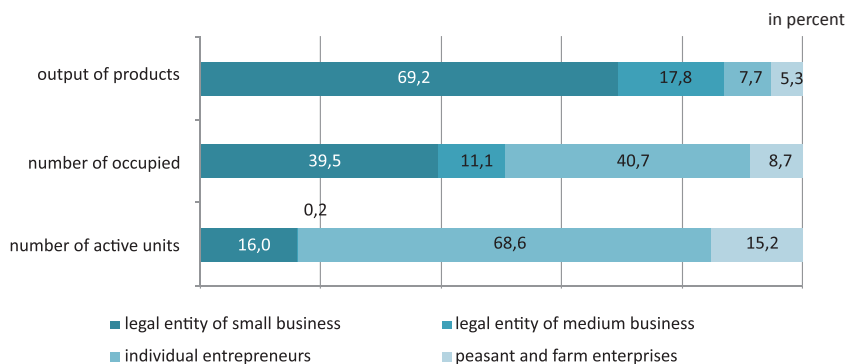
1. The current state of small and medium enterprises (SMEs), in 2016.....	5
2. Dynamic of development of small and medium enterprise (SME)	27
Brief methodological explanations	63

1. The current state of small and medium enterprises (SMEs), in 2016

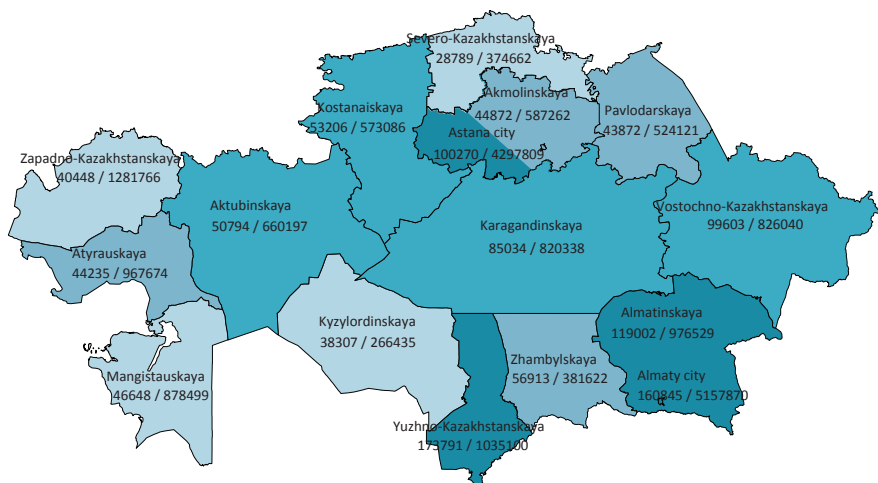
1.1 Indicators of performance of SME units

	Number of active SMEs, units	Number of occupied, persons	Output of products (goods and services), million tenge
Republic of Kazakhstan	1 186 629	3 166 792	19 609 010
Akmolinskaya	44 872	132 431	587 262
Aktubinskaya	50 794	134 834	660 197
Almatinskaya	119 002	257 976	976 529
Atyrauskaya	44 235	123 507	967 674
Zapadno-Kazakhstanskaya	40 448	106 883	1 281 766
Zhambylskaya	56 913	117 418	381 622
Karagandinskaya	85 034	230 790	820 338
Kostanaiskaya	53 206	151 172	573 086
Kyzylordinskaya	38 307	81 611	266 435
Mangystauskaya	46 648	112 022	878 499
Yuzhno-Kazakhstanskaya	173 791	326 337	1 035 100
Pavlodarskaya	43 872	131 253	524 121
Severo-Kazakhstanskaya	28 789	102 476	374 662
Vostochno-Kazakhstanskaya	99 603	234 714	826 040
Astana city	100 270	325 182	4 297 809
Almaty city	160 845	598 186	5 157 870

Structure of performance indicators of SMEs



Key performance indicators of SME units by regions



Distribution of number occupied by regions

- 256 001 – and more persons
- 134 001 -- 256 000
- 116 001 -- 134 000
- 80 000 -- 116 000

number of active SMEs, units /output of products, million tenge

1.2 Performance indicators of SME units

	Number, units	Number of occupied, persons	Output of products (goods and services), million tenge
Republic of Kazakhstan	192 348	1 602 224	17 053 522
Akmolinskaya	5 843	68 754	495 268
Aktubinskaya	8 380	68 343	563 968
Almatinskaya	7 001	85 243	668 184
Atyrauskaya	5 434	63 867	867 136
Zapadno-Kazakhstanskaya	4 853	45 290	1 140 226
Zhambylskaya	4 321	35 990	240 297
Karagandinskaya	15 064	110 888	654 853
Kostanaiskaya	6 075	71 391	442 929
Kyzylordinskaya	4 629	37 017	218 745
Mangistauskaya	6 549	55 871	799 690
Yuzhno-Kazakhstanskaya	14 081	120 009	750 799
Pavlodarskaya	7 660	64 536	417 399
Severo-Kazakhstanskaya	4 353	56 412	278 941
Vostochno-Kazakhstanskaya	8 700	93 779	616 289
Astana city	31 195	207 982	4 107 173
Almaty city	58 210	416 852	4 791 625

1.3 Performance indicators of individual entrepreneurs

	Number, units	Number of occupied, persons	Output of products (goods and services), million tenge
Republic of Kazakhstan	813 482	1 288 167	1 511 733
Akmolinskaya	35 465	57 320	52 749
Aktubinskaya	37 817	58 401	52 778
Almatinskaya	68 694	98 748	97 495
Atyrauskaya	36 726	57 110	85 532
Zapadno-Kazakhstanskaya	30 878	53 566	93 454
Zhambylskaya	36 700	49 635	38 067
Karagandinskaya	63 102	107 324	83 900
Kostanaiskaya	42 258	70 851	65 924
Kyzylordinskaya	30 197	39 925	31 497
Mangistauskaya	38 695	54 875	74 356
Yuzhno-Kazakhstanskaya	91 778	118 176	118 532
Pavlodarskaya	32 856	60 431	48 304
Severo-Kazakhstanskaya	21 590	41 099	34 874
Vostochno-Kazakhstanskaya	75 227	122 195	77 451
Astana city	69 043	117 195	190 609
Almaty city	102 456	181 316	366 211

1.4 Indicators of peasant and farm enterprises (PFE)

	Number, units	Number of occupied, persons	Output of products (goods and services), million tenge
Republic of Kazakhstan	180 799	276 401	1 043 755
Akmolinskaya	3 564	6 357	39 245
Aktubinskaya	4 597	8 090	43 451
Almatinskaya	43 307	73 985	210 850
Atyrauskaya	2 075	2 530	15 006
Zapadno-Kazakhstanskaya	4 717	8 027	48 086
Zhambylskaya	15 892	31 793	103 258
Karagandinskaya	6 868	12 578	81 585
Kostanaiskaya	4 873	8 930	64 233
Kyzylordinskaya	3 481	4 669	16 193
Mangistauskaya	1 404	1 276	4 453
Yuzhno-Kazakhstanskaya	67 932	88 152	165 769
Pavlodarskaya	3 356	6 286	58 418
Severo-Kazakhstanskaya	2 846	4 965	60 847
Vostochno-Kazakhstanskaya	15 676	18 740	132 300
Astana city	32	5	27
Almaty city	179	18	34

1.5 Performance indicators of SME units by economic activity

	Number of active SMEs, units	Number of occupied, persons	Output of products (goods and services), million tenge
Total	1 186 629	3 166 791	19 609 010
Agriculture, forestry and fishing	213 664	403 527	1 540 413
Industry	42 977	308 462	4 305 235
Mining and quarrying	2 260	28 228	1 418 308
Manufacturing	37 869	243 214	2 533 452
Electricity, gas, steam and air conditioning	912	13 171	235 860
Water supply; sewerage, waste management and remediation activities	1 936	23 850	117 615
Construction	50 412	293 802	3 990 829
Wholesale and retail trade; repair of motor vehicles and motorcycles	441 375	943 019	3 892 959
Transportation and storage	81 948	189 515	1 197 500
Information and communication	15 391	53 727	456 810
Accommodation and food service activities	27 959	108 015	299 544
Real estate activities	71 065	172 709	850 598
Professional, scientific and technical activities	32 452	136 882	1 430 320
Administrative and support service activities	33 052	143 635	688 600
Education	11 233	64 197	128 955
Health care and social services	7 613	52 607	139 552
Arts, entertainment and recreation	8 981	51 666	125 925
Other service activities	148 507	245 027	561 770

1.6 Performance indicators of SME units by economic activity

	Number, units	Number of occupied, persons	Output of products (goods and services), million tenge
Total	192 348	1 602 223	17 053 522
Agriculture, forestry and fishing	8 544	101 992	494 589
Industry	17 551	253 743	4 049 059
Mining and quarrying	2 185	28 066	1 417 574
Manufacturing	13 464	190 511	2 279 467
Electricity, gas, steam and air conditioning	707	12 639	235 340
Water supply; sewerage, waste management and remediation activities	1 195	22 528	116 678
Construction	31 327	262 351	3 959 571
Wholesale and retail trade; repair of motor vehicles and motorcycles	57 265	330 775	3 403 187
Transportation and storage	8 910	89 564	1 104 747
Information and communication	6 069	39 572	448 418
Accommodation and food service activities	3 273	43 144	227 394
Real estate activities	7 797	77 280	516 059

Continuation

	Number, units	Number of occupied, persons	Output of products (goods and services), million tenge
Professional, scientific and technical activities	15 975	111 043	1 407 418
Administrative and support service activities	10 016	107 230	641 429
Education	4 703	51 319	124 849
Health care and social services	2 962	42 667	135 567
Arts, entertainment and recreation	2 071	40 888	119 908
Other service activities	15 885	50 654	421 327

1.7 Performance indicators of SME units by economic activity

	Number, units	Number of occupied, persons	Output of products (goods and services), million tenge
Total	813 482	1 288 167	1 511 733
Agriculture, forestry and fishing	24 321	25 134	2 069
Industry	25 426	54 719	256 176
Mining and quarrying	75	162	734
Manufacturing	24 405	52 703	253 985
Electricity, gas, steam and air conditioning	205	532	520
Water supply; sewerage, waste management and remediation activities	741	1 322	937
Construction	19 085	31 451	31 258
Wholesale and retail trade; repair of motor vehicles and motorcycles	384 110	612 244	489 772
Transportation and storage	73 038	99 951	92 753
Information and communication	9 322	14 155	8 392
Accommodation and food service activities	24 686	64 871	72 150
Real estate activities	63 268	95 429	334 539
Professional, scientific and technical activities	16 477	25 839	22 902
Administrative and support service activities	23 036	36 405	47 171
Education	6 530	12 878	4 106
Health care and social services	4 651	9 940	3 985
Arts, entertainment and recreation	6 910	10 778	6 017
Other service activities	132 622	194 373	140 443

1.8 Indices of performance indicators of SME units

in percent

	Number of active SME units	Number of occupied	Output of products (goods and services)
Republic of Kazakhstan	95,5	99,5	109,5
Akmolinskaya	97,0	98,8	107,8
Aktubinskaya	101,2	95,7	90,5
Almatinskaya	101,4	100,8	100,2
Atyrauskaya	94,7	97,0	97,3
Zapadno-Kazakhstanskaya	102,2	100,8	111,6
Zhambylskaya	89,6	92,6	99,6
Karagandinskaya	99,0	98,2	101,3
Kostanaiskaya	88,3	94,7	105,2
Kyzylordinskaya	92,4	94,2	98,6
Mangistauskaya	100,3	100,3	116,7
Yuzhno-Kazakhstanskaya	94,8	99,2	106,3
Pavlodarskaya	99,1	99,4	85,6
Severo-Kazakhstanskaya	83,9	97,9	99,1
Vostochno-Kazakhstanskaya	101,0	99,4	117,9
Astana city	101,1	112,0	107,1
Almaty city	86,9	98,4	121,9

1.9 Indices of indicators of SME units

in percent

	Number	Number of occupied	Output of products (goods and services)
Republic of Kazakhstan	107,7	104,2	112,7
Akmolinskaya	118,0	102,0	120,5
Aktubinskaya	117,0	96,2	90,4
Almatinskaya	106,7	104,1	101,7
Atyrauskaya	89,9	96,4	98,9
Zapadno-Kazakhstanskaya	111,3	101,0	112,1
Zhambylskaya	109,3	97,3	100,1
Karagandinskaya	107,0	99,0	105,7
Kostanaiskaya	100,5	99,2	110,7
Kyzylordinskaya	102,6	98,1	100,4
Mangistauskaya	108,8	100,5	117,5
Yuzhno-Kazakhstanskaya	110,1	108,0	109,7
Pavlodarskaya	111,9	102,0	84,4
Severo-Kazakhstanskaya	111,3	103,8	103,7
Vostochno-Kazakhstanskaya	105,6	100,0	128,5
Astana city	115,3	122,0	108,7
Almaty city	103,8	104,6	124,9

1.10 Indices of indicators of individual entrepreneurs

in percent

	Number	Number of occupied	Output of products (goods and services)
Republic of Kazakhstan	92,1	94,7	86,9
Akmolinskaya	93,9	95,7	60,2
Aktubinskaya	97,4	95,6	83,6
Almatinskaya	104,9	103,3	92,1
Atyrauskaya	94,9	97,4	85,1
Zapadno-Kazakhstanskaya	100,0	100,3	98,3
Zhambylskaya	83,8	87,9	85,1
Karagandinskaya	96,7	97,4	72,9
Kostanaiskaya	85,3	90,3	90,0
Kyzylordinskaya	88,4	89,9	90,5
Mangistauskaya	98,6	100,0	109,7
Yuzhno-Kazakhstanskaya	89,8	93,7	96,0
Pavlodarskaya	96,5	97,2	82,7
Severo-Kazakhstanskaya	78,3	86,4	72,9
Vostochno-Kazakhstanskaya	101,0	99,9	78,0
Astana city	95,7	97,8	80,7
Almaty city	79,6	86,6	93,0

1.11 Indices of indicators of PFE (peasant and farm enterprise)

in percent

	Number	Number of occupied	Output of products (goods and services)
Republic of Kazakhstan	99,9	96,5	100,7
Akmolinskaya	100,0	95,2	84,8
Aktubinskaya	113,5	92,3	102,8
Almatinskaya	95,1	94,3	99,7
Atyrauskaya	110,0	102,4	86,8
Zapadno-Kazakhstanskaya	108,7	103,8	129,9
Zhambylskaya	100,7	95,5	105,0
Karagandinskaya	107,1	97,1	108,8
Kostanaiskaya	103,3	97,1	90,0
Kyzylordinskaya	125,3	104,1	91,3
Mangistauskaya	120,4	104,1	94,4
Yuzhno-Kazakhstanskaya	99,5	96,0	99,8
Pavlodarskaya	99,9	95,2	98,9
Severo-Kazakhstanskaya	100,5	176,6	99,3
Vostochno-Kazakhstanskaya	98,4	93,4	108,8
Astana city	640,0	125,0	80,7
Almaty city	47,4	257,1	30,3

1.12 Indices of performance indicators of SME units by economic activity

	in percent		
	Number of active SME units	Number of occupied	Output of products (goods and services)
Total	95,5	99,5	109,5
Agriculture, forestry and fishing	100,3	97,9	103,5
Industry	101,0	100,4	120,1
Mining and quarrying	116,0	95,9	103,7
Manufacturing	99,5	100,7	131,9
Electricity, gas, steam and air conditioning	114,9	94,3	108,6
Water supply; sewerage, waste management and remediation activities	110,6	106,0	147,1
Construction	101,2	104,7	117,7
Wholesale and retail trade; repair of motor vehicles and motorcycles	89,4	95,7	94,8
Transportation and storage	92,3	96,8	119,1
Information and communication	103,0	101,2	122,1
Accommodation and food service activities	93,9	99,6	114,4
Real estate activities	100,8	102,3	105,8
Professional, scientific and technical activities	98,7	95,6	111,8
Administrative and support service activities	98,5	103,4	124,0
Education	119,0	126,8	109,6
Health care and social services	100,1	109,5	112,5
Arts, entertainment and recreation	114,4	103,8	94,2
Other service activities	100,4	101,3	82,6

1.13 Indices of performance indicators of SME units by economic activity

	in percent		
	Number	Number of occupied	Output of products (goods and services)
Total	107,7	104,2	112,7
Agriculture, forestry and fishing	129,0	102,6	110,4
Industry	107,1	100,4	115,2
Mining and quarrying	115,5	95,9	103,7
Manufacturing	105,0	101,0	123,0
Electricity, gas, steam and air conditioning	113,1	94,0	108,6
Water supply; sewerage, waste management and remediation activities	114,0	105,7	148,2
Construction	99,7	105,1	118,4
Wholesale and retail trade; repair of motor vehicles and motorcycles	104,7	105,3	103,4
Transportation and storage	106,2	101,2	124,6
Information and communication	113,7	102,5	124,8
Accommodation and food service activities	109,3	107,6	118,5
Real estate activities	108,1	105,7	96,2

Continuation

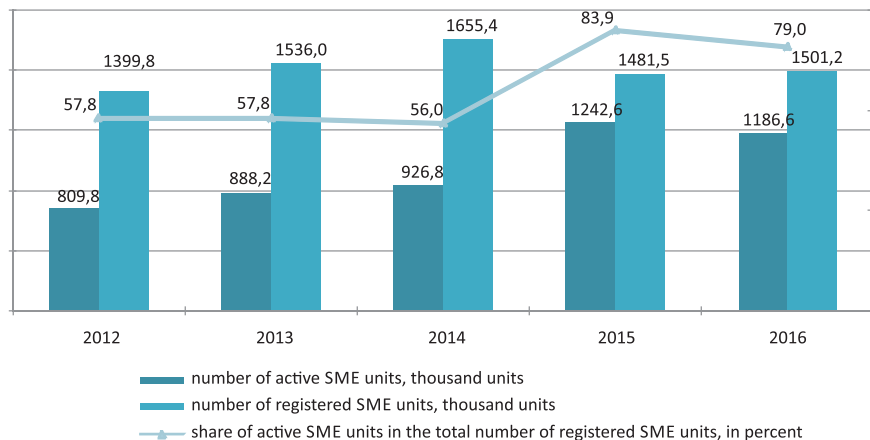
	Number	Number of occupied	Output of products (goods and services)
Professional, scientific and technical activities	106,4	95,6	113,3
Administrative and support service activities	108,7	106,4	136,7
Education	123,3	128,4	111,6
Health care and social services	109,9	110,7	114,2
Arts, entertainment and recreation	151,3	103,3	97,3
Other service activities	118,4	110,9	86,3

1.14 Indices of performance indicators of individual entrepreneurs by economic activity

in percent

	Number	Number of occupied	Output of products (goods and services)
Total	92,1	94,7	86,9
Agriculture, forestry and fishing	96,2	96,2	69,6
Industry	97,1	100,1	369,1
Mining and quarrying	131,6	92,0	83,1
Manufacturing	96,7	99,9	380,3
Electricity, gas, steam and air conditioning	121,3	102,5	107,8
Water supply; sewerage, waste management and remediation activities	105,4	111,3	75,1
Construction	103,9	101,2	69,0
Wholesale and retail trade; repair of motor vehicles and motorcycles	87,5	91,2	60,2
Transportation and storage	90,8	93,2	78,1
Information and communication	97,0	97,8	57,0
Accommodation and food service activities	92,1	95,0	103,2
Real estate activities	99,9	99,7	125,2
Professional, scientific and technical activities	92,2	95,6	60,8
Administrative and support service activities	94,6	95,5	54,7
Education	116,1	120,7	70,4
Health care and social services	94,7	104,9	74,1
Arts, entertainment and recreation	106,6	105,7	57,8
Other service activities	98,6	99,1	73,1

The share of active SME units in the total number of registered small and medium enterprises



1.15 Number of registered SMEs

	Registered business entities, in total	Registered SMEs				units
		total	including			
			SMEs	individual entrepreneurs	peasant and farm enterprises	
Republic of Kazakhstan	1 561 536	1 501 156	323 470	989 014	188 672	
Akmolinskaya	59 319	55 829	9 129	42 804	3 896	
Aktubinskaya	63 293	60 659	12 927	43 015	4 717	
Almatinskaya	145 816	140 833	14 403	78 772	47 658	
Atyrauskaya	55 239	53 261	8 967	42 135	2 159	
Zapadno-Kazakhstanskaya	48 968	46 495	7 359	34 139	4 997	
Zhambylskaya	78 617	75 652	7 771	51 630	16 251	
Karagandinskaya	105 057	100 525	22 489	71 018	7 018	
Kostanaiskaya	70 267	66 694	10 162	51 449	5 083	
Kyzylordinskaya	50 217	47 453	6 778	37 072	3 603	
Mangistauskaya	56 425	54 455	11 074	41 938	1 443	
Yuzhno-Kazakhstanskaya	217 545	211 812	26 384	116 912	68 516	
Pavlodarskaya	54 606	51 808	10 823	37 377	3 608	
Severo-Kazakhstanskaya	40 554	37 586	7 048	27 585	2 953	
Vostochno-Kazakhstanskaya	120 339	115 666	15 837	83 452	16 377	
Astana city	139 806	135 640	50 370	85 234	36	
Almaty city	255 468	246 788	101 949	144 482	357	

1.16 Number of registered SME units by economic activity

	Registered business entities, in total	Registered SMEs				units
		total	including			
			SMEs	individual entrepreneurs	peasant and farm enterprises	
Total	1 561 536	1 501 156	323 470	989 014	188 672	
Agriculture, forestry and fishing	233 112	231 762	13 198	29 892	188 672	
Industry	58 714	57 482	27 631	29 851	-	
Mining and quarrying	3 411	3 300	3 216	84	-	
Manufacturing	50 594	50 195	21 513	28 682	-	
Electricity, gas, steam and air conditioning	1 484	1 294	1 076	218	-	
Water supply; sewerage, waste management and remediation activities	3 225	2 693	1 826	867	-	
Construction	76 812	76 465	53 134	23 331	-	
Wholesale and retail trade; repair of motor vehicles and motorcycles	581 091	580 638	112 283	468 355	-	
Transportation and storage	109 548	108 887	14 079	94 808	-	
Information and communication	20 530	20 259	9 178	11 081	-	
Accommodation and food service activities	36 487	36 417	5 049	31 368	-	
Real estate activities	89 148	82 250	10 361	71 889	-	
Professional, scientific and technical activities	48 405	46 929	26 320	20 609	-	
Administrative and support service activities	43 520	42 971	15 219	27 752	-	
Education	27 978	13 680	6 385	7 295	-	
Health care and social services	11 552	9 424	4 131	5 293	-	
Arts, entertainment and recreation	14 312	11 497	2 846	8 651	-	
Other service activities	210 327	182 495	23 656	158 839	-	

1.17 Number of active SMEs

	Active business entities, in total	Active SMEs				units
		total	including			
			SMEs	individual entrepreneurs	peasant and farm enterprises	
Republic of Kazakhstan	1 230 384	1 186 629	192 348	813 482	180 799	
Akmolinskaya	47 520	44 872	5 843	35 465	3 564	
Aktubinskaya	52 920	50 794	8 380	37 817	4 597	
Almatinskaya	122 429	119 002	7 001	68 694	43 307	
Atyrauskaya	45 642	44 235	5 434	36 726	2 075	
Zapadno-Kazakhstanskaya	42 455	40 448	4 853	30 878	4 717	
Zhambylskaya	59 222	56 913	4 321	36 700	15 892	
Karagandinskaya	88 634	85 034	15 064	63 102	6 868	
Kostanaiskaya	55 998	53 206	6 075	42 258	4 873	

Continuation

	Active business entities, in total	Active SMEs			
		total	including		
			SMEs	individual entrepreneurs	peasant and farm enterprises
Kyzylordinskaya	40 614	38 307	4 629	30 197	3 481
Mangistauskaya	48 044	46 648	6 549	38 695	1 404
Yuzhno-Kazakhstanskaya	177 864	173 791	14 081	91 778	67 932
Pavlodarskaya	46 267	43 872	7 660	32 856	3 356
Severo-Kazakhstanskaya	31 185	28 789	4 353	21 590	2 846
Vostochno-Kazakhstanskaya	103 028	99 603	8 700	75 227	15 676
Astana city	102 790	100 270	31 195	69 043	32
Almaty city	165 772	160 845	58 210	102 456	179

18 Number of active SMEs by economic activity

units

	Active business entities, in total	Active SMEs			
		total	including		
			SMEs	individual entrepreneurs	peasant and farm enterprises
Total	1 230 384	1 186 629	192 348	813 482	180 799
Agriculture, forestry and fishing	214 338	213 664	8 544	24 321	180 799
Industry	43 906	42 977	17 551	25 426	-
Mining and quarrying	2 366	2 260	2 185	75	-
Manufacturing	38 204	37 869	13 464	24 405	-
Electricity, gas, steam and air conditioning	1 072	912	707	205	-
Water supply; sewerage, waste management and remediation activities	2 264	1 936	1 195	741	-
Construction	50 691	50 412	31 327	19 085	-
Wholesale and retail trade; repair of motor vehicles and motorcycles	441 618	441 375	57 265	384 110	-
Transportation and storage	82 350	81 948	8 910	73 038	-
Information and communication	15 501	15 391	6 069	9 322	-
Accommodation and food service activities	28 011	27 959	3 273	24 686	-
Real estate activities	74 963	71 065	7 797	63 268	-
Professional, scientific and technical activities	33 382	32 452	15 975	16 477	-
Administrative and support service activities	33 394	33 052	10 016	23 036	-
Education	24 558	11 313	4 783	6 530	-
Health care and social services	9 295	7 658	3 007	4 651	-
Arts, entertainment and recreation	10 749	8 566	1 656	6 910	-
Other service activities	167 628	148 797	16 175	132 622	-

1.19 The share of registered SME units in the total number of registered business entities

in percent

	Total	Including		
		SMEs	individual entrepreneurs	peasant and farm enterprises
Republic of Kazakhstan	96,1	20,7	63,3	12,1
Akmolinskaya	94,1	15,4	72,2	6,5
Aktubinskaya	95,8	20,4	68,0	7,4
Almatinskaya	96,6	9,9	54,0	32,7
Atyrauskaya	96,4	16,2	76,3	3,9
Zapadno-Kazakhstanskaya	94,9	15,0	69,7	10,2
Zhambylskaya	96,2	9,9	65,7	20,6
Karagandinskaya	95,7	21,4	67,6	6,7
Kostanaiskaya	94,9	14,5	73,2	7,2
Kyzylordinskaya	94,5	13,5	73,8	7,2
Mangistauskaya	96,5	19,6	74,3	2,6
Yuzhno-Kazakhstanskaya	97,4	12,1	53,8	31,5
Pavlodarskaya	94,9	19,8	68,5	6,6
Severo-Kazakhstanskaya	92,7	17,4	68,0	7,3
Vostochno-Kazakhstanskaya	96,1	13,2	69,3	13,6
Astana city	97,0	36,0	61,0	0,0
Almaty city	96,6	39,9	56,6	0,1

1.20 The share of active SME units in the total number of active business entities

in percent

	Total	Including		
		SMEs	individual entrepreneurs	peasant and farm enterprises
Republic of Kazakhstan	96,4	15,6	66,1	14,7
Akmolinskaya	94,4	12,3	74,6	7,5
Aktubinskaya	96,0	15,8	71,5	8,7
Almatinskaya	97,2	5,7	56,1	35,4
Atyrauskaya	96,9	11,9	80,5	4,5
Zapadno-Kazakhstanskaya	95,3	11,4	72,8	11,1
Zhambylskaya	96,1	7,3	62,0	26,8
Karagandinskaya	95,9	17,0	71,2	7,7
Kostanaiskaya	95,0	10,8	75,5	8,7
Kyzylordinskaya	94,3	11,4	74,3	8,6
Mangistauskaya	97,1	13,6	80,6	2,9
Yuzhno-Kazakhstanskaya	97,7	7,9	51,6	38,2
Pavlodarskaya	94,8	16,5	71,0	7,3
Severo-Kazakhstanskaya	92,3	14,0	69,2	9,1
Vostochno-Kazakhstanskaya	96,7	8,5	73,0	15,2
Astana city	97,5	30,3	67,2	0,0
Almaty city	97,0	35,1	61,8	0,1

1.21 The share of registered SME units in the total number of registered business entities by economic activity

in percent

	Total	Including		
		SMEs	individual entrepreneurs	peasant and farm enterprises
Total	96,1	20,7	63,3	12,1
Agriculture, forestry and fishing	99,4	5,7	12,8	80,9
Industry	97,9	47,1	50,8	-
Mining and quarrying	96,7	94,3	2,4	-
Manufacturing	99,2	42,5	56,7	-
Electricity, gas, steam and air conditioning	87,2	72,5	14,7	-
Water supply; sewerage, waste management and remediation activities	83,5	56,6	26,9	-
Construction	99,5	69,1	30,4	-
Wholesale and retail trade; repair of motor vehicles and motorcycles	99,9	19,3	80,6	-
Transportation and storage	99,4	12,9	86,5	-
Information and communication	98,7	44,7	54,0	-
Accommodation and food service activities	99,8	13,8	86,0	-
Real estate activities	92,3	11,6	80,7	-
Professional, scientific and technical activities	97,0	54,4	42,6	-
Administrative and support service activities	98,7	35,0	63,7	-
Education	48,9	22,8	26,1	-
Health care and social services	81,6	35,8	45,8	-
Arts, entertainment and recreation	80,3	19,9	60,4	-
Other service activities	86,8	11,3	75,5	-

1.22 The share of active SME units in the total number of active business entities by economic activity

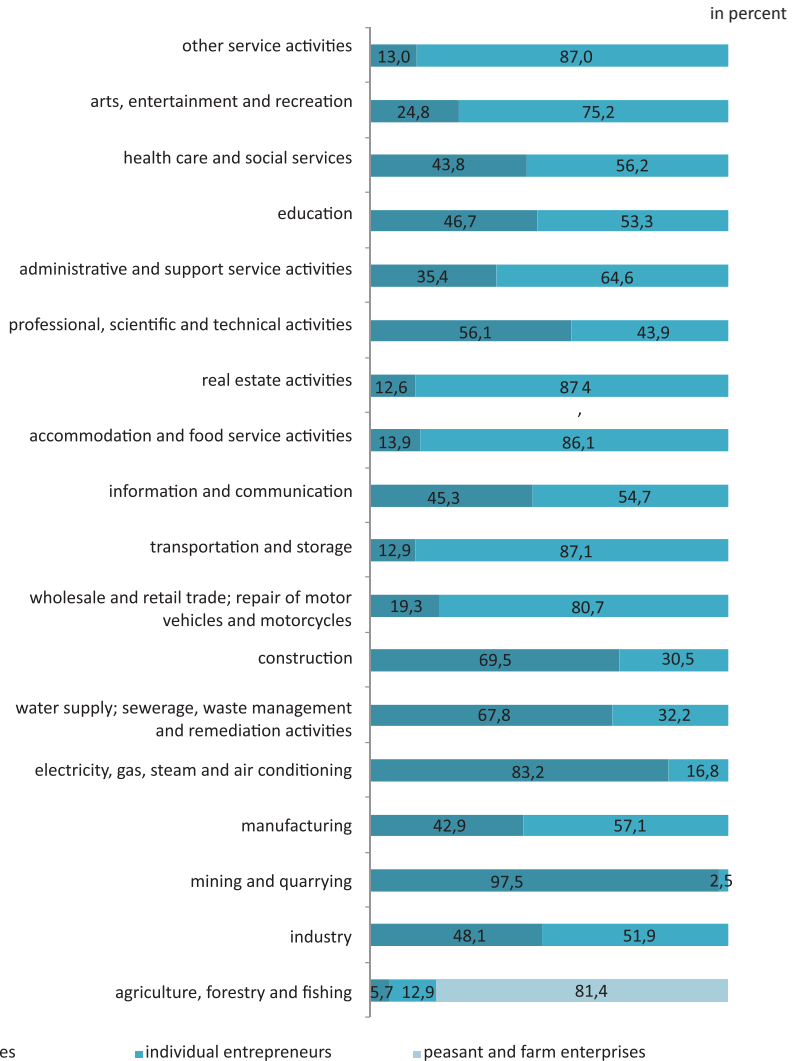
in percent

	Total	Including		
		SMEs	individual entrepreneurs	peasant and farm enterprises
Total	96,4	15,6	66,1	14,7
Agriculture, forestry and fishing	99,7	4,0	11,3	84,4
Industry	97,9	40,0	57,9	-
Mining and quarrying	95,5	92,3	3,2	-
Manufacturing	99,1	35,2	63,9	-
Electricity, gas, steam and air conditioning	85,1	66,0	19,1	-
Water supply; sewerage, waste management and remediation activities	85,5	52,8	32,7	-
Construction	99,4	61,8	37,6	-
Wholesale and retail trade; repair of motor vehicles and motorcycles	99,9	12,9	87,0	-
Transportation and storage	99,5	10,8	88,7	-
Information and communication	99,3	39,2	60,1	-
Accommodation and food service activities	99,8	11,7	88,1	-
Real estate activities	94,8	10,4	84,4	-
Professional, scientific and technical activities	97,2	47,8	49,4	-
Administrative and support service activities	99,0	30,0	69,0	-

Continuation

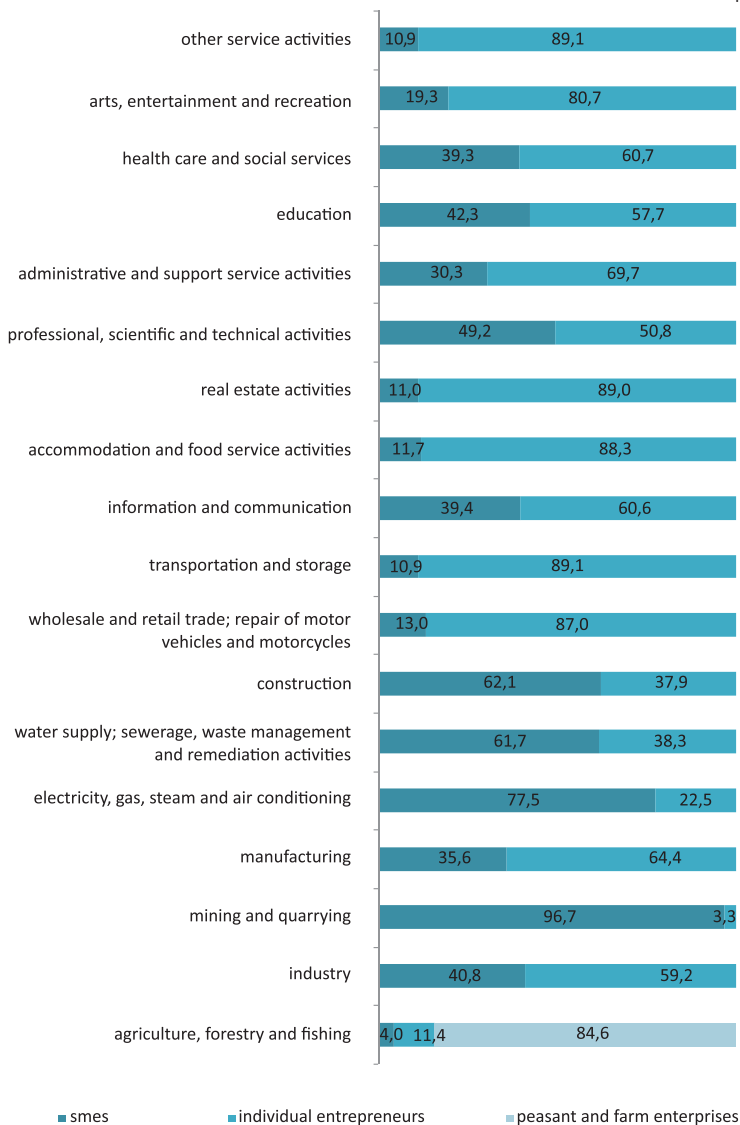
	Total	Including		
		SMEs	individual entrepreneurs	peasant and farm enterprises
Education	46,1	19,5	26,6	-
Health care and social services	82,4	32,4	50,0	-
Arts, entertainment and recreation	79,7	15,4	64,3	-
Other service activities	88,8	9,7	79,1	-

Structure of registered SME units

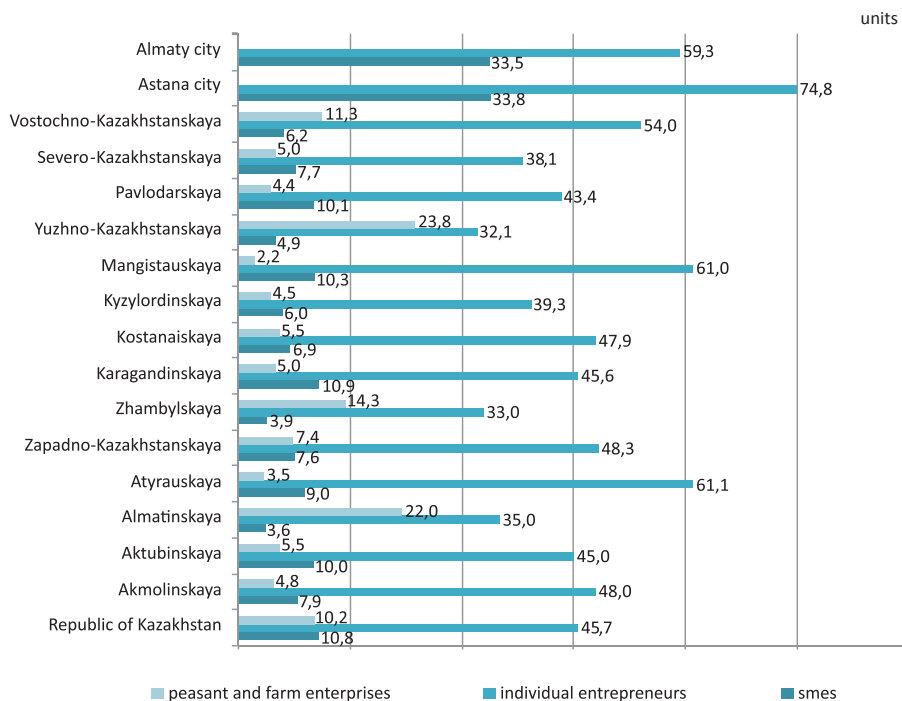


Structure of active SME units

in percent



Number of active units per 1000 inhabitants by regions of Kazakhstan, 2016



1.23 Number of occupied in SMEs

persons

	Number of occupied, in total	Number of occupied SME units			
		total	including		
			On SMEs	in individual entrepreneurship	in peasant and farm enterprises
Republic of Kazakhstan	8 553 376	3 166 792	1 602 224	1 288 167	276 401
Akmolinskaya	416 432	132 431	68 754	57 320	6 357
Aktubinskaya	408 556	134 834	68 343	58 401	8 090
Almatinskaya	985 347	257 976	85 243	98 748	73 985
Atyrauskaya	296 378	123 507	63 867	57 110	2 530
Zapadno-Kazakhstanskaya	319 530	106 883	45 290	53 566	8 027
Zhambylskaya	501 113	117 418	35 990	49 635	31 793
Karagandinskaya	656 420	230 790	110 888	107 324	12 578
Kostanaiskaya	493 508	151 172	71 391	70 851	8 930
Kyzylordinskaya	328 551	81 611	37 017	39 925	4 669
Mangistauskaya	277 824	112 022	55 871	54 875	1 276
Yuzhno-Kazakhstanskaya	1 147 244	326 337	120 009	118 176	88 152
Pavlodarskaya	401 138	131 253	64 536	60 431	6 286
Severo-Kazakhstanskaya	303 095	102 476	56 412	41 099	4 965

Continuation

	Number of occupied, in total	Number of occupied SME units			
		total	including		
			On SMEs	in individual entrepreneurship	in peasant and farm enterprises
Vostochno-Kazakhstanskaya	684 286	234 714	93 779	122 195	18 740
Astana city	466 056	325 182	207 982	117 195	5
Almaty city	867 898	598 186	416 852	181 316	18

1.24 Number of occupied SMEs by economic activity

persons

	Number of occupied, in total	Number of occupied SME units			
		Total	including		
			on SMEs	in individual entrepreneurship	in peasant and farm enterprises
Total	8 553 376	3 166 791	1 602 223	1 288 167	276 401
Agriculture, forestry and fishing	1 385 530	403 527	101 992	25 134	276 401
Industry	1 087 197	308 462	253 743	54 719	-
Mining and quarrying	277 581	28 228	28 066	162	-
Manufacturing	568 191	243 214	190 511	52 703	-
Electricity, gas, steam and air conditioning	161 245	13 171	12 639	532	-
Water supply; sewerage, waste management and remediation activities	80 180	23 850	22 528	1 322	-
Construction	679 060	293 802	262 351	31 451	-
Wholesale and retail trade; repair of motor vehicles and motorcycles	1 305 869	943 019	330 775	612 244	-
Transportation and storage	619 491	189 515	89 564	99 951	-
Information and communication	160 069	53 727	39 572	14 155	-
Accommodation and food service activities	170 885	108 015	43 144	64 871	-
Real estate activities	114 820	172 709	77 280	95 429	-
Professional, scientific and technical activities	240 246	136 882	111 043	25 839	-
Administrative and support service activities	255 549	143 635	107 230	36 405	-
Education	1 032 779	64 197	51 319	12 878	-
Health care and social services	469 691	52 607	42 667	9 940	-
Arts, entertainment and recreation	132 608	51 666	40 888	10 778	-
Other service activities	899 582	245 027	50 654	194 373	-

1.25 The share of occupied in the SME sector in the total number of occupied

in percent

	All SME units	Including		
		SMEs	individual entrepreneurs	peasant and farm enterprises
Republic of Kazakhstan	37,0	18,7	15,1	3,2
Akmolinskaya	31,8	16,5	13,8	1,5
Aktubinskaya	33,0	16,7	14,3	2,0
Almatinskaya	26,2	8,7	10,0	7,5
Atyrauskaya	41,7	21,5	19,3	0,9
Zapadno-Kazakhstanskaya	33,5	14,2	16,8	2,5
Zhambylskaya	23,4	7,2	9,9	6,3
Karagandinskaya	35,2	16,9	16,4	1,9
Kostanaiskaya	30,6	14,4	14,4	1,8
Kyzylordinskaya	24,8	11,3	12,1	1,4
Mangistauskaya	40,3	20,1	19,7	0,5
Yuzhno-Kazakhstanskaya	28,4	10,4	10,3	7,7
Pavlodarskaya	32,7	16,1	15,0	1,6
Severo-Kazakhstanskaya	33,8	18,6	13,6	1,6
Vostochno-Kazakhstanskaya	34,3	13,7	17,9	2,7
Astana city	69,8	44,6	25,2	0,0
Almaty city	68,9	48,0	20,9	0,0

1.26 The share of occupied in the SME sector in the total number of occupied by economic activity

in percent

	All SME units	Including		
		SMEs	individual entrepreneurs	peasant and farm enterprises
Total	37,0	18,7	15,1	3,2
Agriculture, forestry and fishing	29,1	7,4	1,8	19,9
Industry	28,4	23,4	5,0	-
Mining and quarrying	10,2	10,1	0,1	-
Manufacturing	42,8	33,5	9,3	-
Electricity, gas, steam and air conditioning	8,2	7,9	0,3	-
Water supply; sewerage, waste management and remediation activities	29,7	28,1	1,6	-
Construction	43,3	38,7	4,6	-
Wholesale and retail trade; repair of motor vehicles and motorcycles	72,2	25,3	46,9	-
Transportation and storage	30,6	14,5	16,1	-
Information and communication	33,6	24,7	8,9	-
Accommodation and food service activities	63,2	25,2	38,0	-
Real estate activities	150,4	67,3	83,1	-
Professional, scientific and technical activities	57,0	46,2	10,8	-
Administrative and support service activities	56,2	42,0	14,2	-

Continuation

	All SME units	Including		
		SMEs	individual entrepreneurs	peasant and farm enterprises
Education	6,2	5,0	1,2	-
Health care and social services	11,2	9,1	2,1	-
Arts, entertainment and recreation	39,0	30,9	8,1	-
Other service activities	27,2	5,6	21,6	-

1.27 The share of occupied in the SME sector in the economically active population

	Economically active population, persons	Share, in percent			
		all SME units	including		
			SMEs	individual entrepreneurs	peasant and farm enterprises
Republic of Kazakhstan	8 998 843	35,2	17,8	14,3	3,1
Akmolinskaya	437 991	30,2	15,7	13,1	1,4
Aktubinskaya	429 291	31,4	15,9	13,6	1,9
Almatinskaya	1 034 789	24,9	8,2	9,5	7,2
Atyrauskaya	311 769	39,6	20,5	18,3	0,8
Zapadno-Kazakhstanskaya	335 944	31,8	13,5	15,9	2,4
Zhambylskaya	526 725	22,3	6,8	9,4	6,1
Karagandinskaya	690 642	33,4	16,1	15,5	1,8
Kostanaiskaya	519 161	29,1	13,8	13,6	1,7
Kyzylordinskaya	345 623	23,6	10,7	11,5	1,4
Mangistauskaya	292 325	38,3	19,1	18,8	0,4
Yuzhno-Kazakhstanskaya	1 210 016	27,0	9,9	9,8	7,3
Pavlodarskaya	421 435	31,1	15,3	14,3	1,5
Severo-Kazakhstanskaya	318 934	32,1	17,7	12,9	1,5
Vostochno-Kazakhstanskaya	719 214	32,6	13,0	17,0	2,6
Astana city	488 715	66,5	42,5	24,0	-
Almaty city	916 269	65,3	45,5	19,8	-

1.28 Output of products by SME units

million tenge

	All SME units	Including		
		SMEs	individual entrepreneurs	peasant and farm enterprises
Republic of Kazakhstan	19 609 010	17 053 522	1 511 733	1 043 755
Akmolinskaya	587 262	495 268	52 749	39 245
Aktubinskaya	660 197	563 968	52 778	43 451
Almatinskaya	976 529	668 184	97 495	210 850
Atyrauskaya	967 674	867 136	85 532	15 006
Zapadno-Kazakhstanskaya	1 281 766	1 140 226	93 454	48 086
Zhambylskaya	381 622	240 297	38 067	103 258
Karagandinskaya	820 338	654 853	83 900	81 585
Kostanaiskaya	573 086	442 929	65 924	64 233
Kyzylordinskaya	266 435	218 745	31 497	16 193
Mangistauskaya	878 499	799 690	74 356	4 453
Yuzhno-Kazakhstanskaya	1 035 100	750 799	118 532	165 769
Pavlodarskaya	524 121	417 399	48 304	58 418

Continuation

	All SME units	Including		
		SMEs	individual entrepreneurs	peasant and farm enterprises
Severo-Kazakhstanskaya	374 662	278 941	34 874	60 847
Vostochno-Kazakhstanskaya	826 040	616 289	77 451	132 300
Astana city	4 297 809	4 107 173	190 609	27
Almaty city	5 157 870	4 791 625	366 211	34

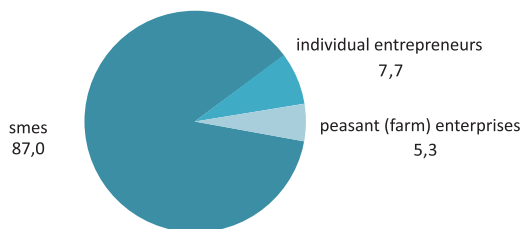
1.29 Output of products by SME units by economic activity

million tenge

	All SME units	Including		
		SMEs	individual entrepreneurs	peasant and farm enterprises
Total	19 609 010	17 053 522	1 511 733	1 043 755
Agriculture, forestry and fishing	1 540 413	494 589	2 069	1 043 755
Industry	4 305 235	4 049 059	256 176	-
Mining and quarrying	1 418 308	1 417 574	734	-
Manufacturing	2 533 452	2 279 467	253 985	-
Electricity, gas, steam and air conditioning	235 860	235 340	520	-
Water supply; sewerage, waste management and remediation activities	117 615	116 678	937	-
Construction	3 990 829	3 959 571	31 258	-
Wholesale and retail trade; repair of motor vehicles and motorcycles	3 892 959	3 403 187	489 772	-
Transportation and storage	1 197 500	1 104 747	92 753	-
Information and communication	456 810	448 418	72 150	-
Accommodation and food service activities	299 544	227 394	8 392	-
Real estate activities	850 598	516 059	334 539	-
Professional, scientific and technical activities	1 430 320	1 407 418	22 902	-
Administrative and support service activities	688 600	641 429	47 171	-
Education	128 955	124 849	4 106	-
Health care and social services	139 552	135 567	3 985	-
Arts, entertainment and recreation	125 925	119 908	6 017	-
Other service activities	561 770	421 327	140 443	-

Structure of output by SME units

in percent



2. Dynamic of development of small and medium enterprise (SME)

2.1 Main indicators

	2005	2006	2007	2008	2009	2010
Evaluation of the contribution of small and medium enterprises in the gross domestic product*, in percent	10,5	9,8	10,7	16,7	17,7	20,6
Registered units of SMEs	742 785	840 000	938 155	1 026 255	934 691	1 196 725
Including:						
Registered enterprises of small business	157 568	172 277	189 671	203 142	213 454	204 989
Registered enterprises of medium business	3 738	3 769	4 053	3 770	11 024	11 871
Registered individual entrepreneurs	394 672	469 648	549 931	625 488	516 778	793 514
Registered peasant and farm enterprises	186 807	194 306	194 500	193 855	193 435	186 351
The share of registered small and medium enterprises in the total number of registered business entities for the Republic of Kazakhstan, in percent	91,9	92,1	92,6	93,0	92,7	94,5
Active small and medium-sized enterprises, units	507 365	572 738	643 376	707 821	663 374	661 598
including:						
active enterprises of small business	50 612	47 756	55 865	58 480	60 601	66 492
active enterprises of medium business	2 541	2 678	2 476	4 019	4 160	8 712
active individual entrepreneurs	297 234	358 583	415 709	475 841	428 420	416 085
Active peasant and farm enterprises	156 978	163 721	169 326	169 481	170 193	170 309
The share of active units of SME in the total number of active business entities for the Republic of Kazakhstan, in percent	92,1	92,8	93,5	93,9	93,4	94,2
Number of occupied in SME	1 875 524	1 951 887	2 121 198	2 152 960	2 296 600	2 630 580
including:						
Number of occupied in enterprises of small business	533 777	557 884	585 866	464 622	551 308	746 240
Number of occupied in enterprises of medium business	265 472	267 074	259 122	397 607	405 094	748 240
Number of occupied of individual entrepreneurs	571 620	622 667	733 456	828 963	874 356	710 559
Number of occupied in peasant and farm enterprises	504 655	504 262	542 754	461 768	465 842	425 541
Output of products by SME units, million tenge	1 544 056	1 929 565	2 525 437	4 872 965	5 366 936	7 275 779
including:						
Enterprises of small business	844 632	1 033 438	1 327 126	1 152 071	1 270 715	1 673 528
Enterprises of medium business	309 473	408 014	459 160	2 967 498	3 323 021	4 761 501
Individual entrepreneurs	222 993	302 715	473 648	437 313	371 192	495 074
Peasant and farm enterprises	166 956	185 395	265 500	316 083	402 009	345 676

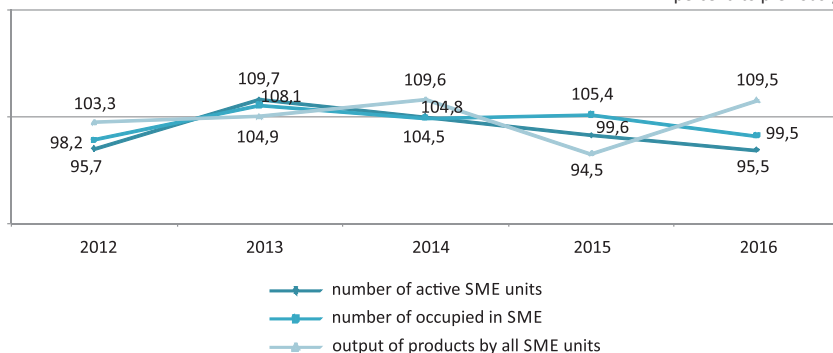
Continuation

	2011	2012	2013	2014	2015	2016
Evaluation of the contribution of small and medium enterprises in the gross domestic product*, in percent	17,3	17,1	16,7	25,9	24,9	26,8
Registered units of SMEs	1 383 727	1 399 787	1 535 983	1 655 386	1 481 454	1 501 156
Including:						
Registered enterprises of small business	216 486	229 865	247 745	278 788	297 554	320 454
Registered enterprises of medium business	12 659	12 153	12 610	6 057	3 089	3 016
Registered individual entrepreneurs	954 506	968 288	1 086 460	1 178 503	991 963	989 014
Registered peasant and farm enterprises	200 076	189 481	189 168	192 038	188 848	188 672
The share of registered small and medium enterprises in the total number of registered business entities for the Republic of Kazakhstan, in percent	95,0	94,9	95,1	95,9	96,1	96,1
Active small and medium-sized enterprises, units	846 111	809 750	888 233	926 844	1 242 579	1 186 629
including:						
active enterprises of small business	64 457	62 888	61 076	74 829	175 679	189 637
active enterprises of medium business	9 028	8 388	8 312	4 559	2 897	2 711
active individual entrepreneurs	589 640	573 618	660 262	694 759	882 849	813 482
Active peasant and farm enterprises	182 986	164 856	158 583	152 697	181 154	180 799
The share of active units of SME in the total number of active business entities for the Republic of Kazakhstan, in percent	95,4	95,1	95,4	95,9	96,6	96,4
Number of occupied in SME	2 427 135	2 383 338	2 576 899	2 810 962	3 183 844	3 166 792
including:						
Number of occupied in enterprises of small business	539 285	500 591	527 519	849 015	1 185 186	1 249 270
Number of occupied in enterprises of medium business	689 385	675 486	711 788	516 520	351 779	352 954
Number of occupied of individual entrepreneurs	771 939	831 425	990 677	1 136 050	1 360 338	1 288 167
Number of occupied in peasant and farm enterprises	426 527	375 836	346 915	309 377	286 541	276 401
Output of products by SME units, million tenge	7 603 804	8 255 123	9 165 412	15 568 081	15 699 405	19 609 010
including:						
Enterprises of small business	1 445 158	1 546 428	1 871 067	8 007 342	10 200 061	13 568 530
Enterprises of medium business	4 897 119	5 405 045	5 610 130	5 801 985	3 076 564	3 484 992
Individual entrepreneurs	675 104	754 366	949 816	972 670	1 518 237	1 511 733
Peasant and farm enterprises	586 424	549 284	734 399	786 084	904 543	1 043 755

* The indicator is calculated using the new method.

Dynamics of changes in key performance indicators of SME units

in percent to previous year



2.2 Number of active SMEs

units

	2012	2013	2014	2015	2016
Total					
Republic of Kazakhstan	809 750	888 233	926 844	1 242 579	1 186 629
Akmolinskaya	32 046	35 097	36 271	46 256	44 872
Aktubinskaya	36 168	39 328	41 237	50 212	50 794
Almatinskaya	100 362	95 863	96 424	117 332	119 002
Atyrauskaya	31 472	33 495	35 560	46 687	44 235
Zapadno-Kazakhstanskaya	28 141	30 337	31 437	39 588	40 448
Zhambylskaya	38 582	43 658	45 713	63 511	56 913
Karagandinskaya	56 987	63 791	67 557	85 906	85 034
Kostanaiskaya	41 464	45 097	46 067	60 252	53 206
Kyzylordinskaya	22 924	27 269	30 377	41 474	38 307
Mangistauskaya	28 678	32 835	35 620	46 488	46 648
Yuzhno-Kazakhstanskaya	111 810	125 682	126 819	183 367	173 791
Pavlodarskaya	30 539	33 783	35 348	44 264	43 872
Severo-Kazakhstanskaya	23 771	25 775	25 888	34 306	28 789
Vostochno-Kazakhstanskaya	72 762	77 951	79 915	98 617	99 603
Astana city	51 871	58 810	64 504	99 186	100 270
Almaty city	102 173	119 462	128 107	185 133	160 845
Enterprises of small business					
Republic of Kazakhstan	62 888	61 076	74 829	175 679	189 637
Akmolinskaya	2 156	2 231	2 732	4 828	5 726
Aktubinskaya	3 514	3 527	3 995	7 070	8 279
Almatinskaya	3 233	2 544	3 123	6 423	6 862
Atyrauskaya	2 313	2 171	2 728	5 959	5 335
Zapadno-Kazakhstanskaya	1 809	1 836	2 035	4 277	4 762
Zhambylskaya	1 508	1 456	1 697	3 891	4 268
Karagandinskaya	4 604	4 665	6 019	13 889	14 872
Kostanaiskaya	2 896	3 020	3 378	5 887	5 928
Kyzylordinskaya	2 050	2 106	2 216	4 437	4 563
Mangistauskaya	2 748	2 341	2 638	5 925	6 454

Continuation					
	2012	2013	2014	2015	2016
Yuzhno-Kazakhstanskaya	6 568	4 773	6 071	12 635	13 922
Pavlodarskaya	2 731	2 837	3 398	6 743	7 566
Severo-Kazakhstanskaya	1 821	1 814	2 250	3 772	4 218
Vostochno-Kazakhstanskaya	5 060	5 330	5 857	8 070	8 542
Astana city	5 890	6 008	7 553	26 758	30 900
Almaty city	13 987	14 417	19 139	55 115	57 440
Enterprises of medium business					
Republic of Kazakhstan	8 388	8 312	4 559	2 897	2 711
Akmolinskaya	379	374	229	125	117
Aktubinskaya	466	457	238	94	101
Almatinskaya	447	433	287	138	139
Atyrauskaya	266	288	161	85	99
Zapadno-Kazakhstanskaya	192	187	138	83	91
Zhambylskaya	201	189	114	61	53
Karagandinskaya	693	784	355	196	192
Kostanaiskaya	439	445	285	155	147
Kyzylordinskaya	209	198	141	73	66
Mangistauskaya	280	282	149	92	95
Yuzhno-Kazakhstanskaya	539	522	274	151	159
Pavlodarskaya	383	349	186	102	94
Severo-Kazakhstanskaya	353	316	234	140	135
Vostochno-Kazakhstanskaya	461	526	306	167	158
Astana city	795	815	393	292	295
Almaty city	2 285	2 147	1 069	943	770
Individual entrepreneurs					
Republic of Kazakhstan	573 618	660 262	694 759	882 849	813 482
Akmolinskaya	26 142	29 074	29 757	37 770	35 465
Aktubinskaya	27 949	31 047	32 806	38 828	37 817
Almatinskaya	47 243	48 110	49 357	65 508	68 694
Atyrauskaya	27 181	29 504	31 085	38 715	36 726
Zapadno-Kazakhstanskaya	22 509	24 674	25 627	30 884	30 878
Zhambylskaya	21 655	26 653	28 493	43 771	36 700
Karagandinskaya	46 596	53 368	55 419	65 266	63 102
Kostanaiskaya	33 131	36 733	37 600	49 569	42 258
Kyzylordinskaya	19 304	23 531	26 399	34 173	30 197
Mangistauskaya	24 743	29 379	32 055	39 253	38 695
Yuzhno-Kazakhstanskaya	49 144	65 042	70 179	102 174	91 778
Pavlodarskaya	24 711	27 653	28 553	34 064	32 856
Severo-Kazakhstanskaya	18 948	20 764	20 930	27 571	21 590
Vostochno-Kazakhstanskaya	53 286	59 861	62 068	74 467	75 227
Astana city	45 181	51 982	56 549	72 132	69 043
Almaty city	85 895	102 887	107 882	128 704	102 456
Peasant and farm enterprises					
Republic of Kazakhstan	164 856	158 583	152 697	181 154	180 799
Akmolinskaya	3 369	3 418	3 553	3 533	3 564
Aktubinskaya	4 239	4 297	4 198	4 220	4 597
Almatinskaya	49 439	44 776	43 657	45 263	43 307
Atyrauskaya	1 712	1 532	1 586	1 928	2 075
Zapadno-Kazakhstanskaya	3 631	3 640	3 637	4 344	4 717

Continuation

	2012	2013	2014	2015	2016
Zhambylskaya	15 218	15 360	15 409	15 788	15 892
Karagandinskaya	5 094	4 974	5 764	6 555	6 868
Kostanaiskaya	4 998	4 899	4 804	4 641	4 873
Kyzylordinskaya	1 361	1 434	1 621	2 791	3 481
Mangistauskaya	907	833	778	1 218	1 404
Yuzhno-Kazakhstanskaya	55 559	55 345	50 295	68 407	67 932
Pavlodarskaya	2 714	2 944	3 211	3 355	3 356
Severo-Kazakhstanskaya	2 649	2 881	2 474	2 823	2 846
Vostochno-Kazakhstanskaya	13 955	12 234	11 684	15 913	15 676
Astana city	5	5	9	4	32
Almaty city	6	11	17	371	179

2.3 Number of active SME units by economic activity

units

	2012	2013	2014	2015	2016
Total					
Total	809 750	888 233	926 844	1 242 579	1 186 629
Agriculture, forestry and fishing	170 086	163 428	158 153	213 069	213 664
Industry	23 389	24 472	28 267	42 562	42 977
Mining and quarrying	632	579	812	1 948	2 260
Manufacturing	21 732	22 850	26 059	38 069	37 869
Electricity, gas, steam and air conditioning	216	170	393	794	912
Water supply; sewerage, waste management and remediation activities	809	873	1 003	1 751	1 936
Construction	20 912	22 792	26 062	49 801	50 412
Wholesale and retail trade; repair of motor vehicles and motorcycles	334 505	381 479	389 457	493 850	441 375
Transportation and storage	51 918	58 763	62 313	88 815	81 948
Information and communication	8 221	9 259	10 261	14 943	15 391
Accommodation and food service activities	20 346	22 280	24 167	29 789	27 959
Real estate activities	48 078	54 459	59 141	70 519	71 065
Professional, scientific and technical activities	19 114	21 135	23 144	32 873	32 452
Administrative and support service activities	20 943	23 468	25 184	33 558	33 052
Education	4 001	5 022	5 939	9 439	11 233
Health care and social services	4 500	5 034	5 509	7 605	7 613
Arts, entertainment and recreation	4 542	5 119	5 764	7 852	8 981
Other service activities	79 168	91 523	103 483	147 904	148 507
Enterprises of small business					
Total	62 888	61 076	74 829	175 679	189 637
Agriculture, forestry and fishing	3 789	3 393	4 003	6 339	8 259
Industry	6 286	5 295	6 684	15 714	16 910
Mining and quarrying	433	391	610	1 778	2 083
Manufacturing	5 447	4 547	5 426	12 329	12 998
Electricity, gas, steam and air conditioning	16	22	219	591	670
Water supply; sewerage, waste management and remediation activities	390	335	429	1 016	1 159
Construction	9 965	9 607	11 434	31 023	30 948
Wholesale and retail trade; repair of motor vehicles and motorcycles	21 411	19 652	24 656	54 236	56 891

Continuation

	2012	2013	2014	2015	2016
Transportation and storage	2 702	3 074	3 764	8 194	8 723
Information and communication	1 811	1 921	2 199	5 276	6 018
Accommodation and food service activities	950	973	1 150	2 907	3 188
Real estate activities	3 103	3 357	4 394	7 152	7 732
Professional, scientific and technical activities	5 373	5 636	7 006	14 852	15 828
Administrative and support service activities	3 700	3 881	4 442	8 983	9 792
Education	1 341	1 609	1 872	3 769	4 660
Health care and social services	1 249	1 332	1 465	2 627	2 873
Arts, entertainment and recreation	308	271	373	1 320	2 040
Other service activities	900	1 075	1 387	13 287	15 775
Enterprises of medium business					
Total	8 388	8312	4 559	2 897	2 711
Agriculture, forestry and fishing	639	607	482	285	285
Industry	1 295	1 239	1 026	672	641
Mining and quarrying	130	137	140	113	102
Manufacturing	1 038	967	783	493	466
Electricity, gas, steam and air conditioning	65	62	56	34	37
Water supply; sewerage, waste management and remediation activities	62	73	47	32	36
Construction	1 165	1 124	667	413	379
Wholesale and retail trade; repair of motor vehicles and motorcycles	2 631	2 459	768	437	374
Transportation and storage	476	515	327	194	187
Information and communication	173	171	124	61	51
Accommodation and food service activities	151	183	136	87	85
Real estate activities	537	593	120	62	65
Professional, scientific and technical activities	450	441	287	159	147
Administrative and support service activities	371	441	326	232	224
Arts, entertainment and recreation	49	93	41	49	31
Other service activities	446	356	255	246	242
Individual entrepreneurs					
Total	573 618	660 262	694 759	882 849	813 482
Agriculture, forestry and fishing	802	845	971	25 291	24 321
Industry	15 808	17 938	20 557	26 176	25 426
Mining and quarrying	69	51	62	57	75
Manufacturing	15 247	17 336	19 850	25 247	24 405
Electricity, gas, steam and air conditioning	135	86	118	169	205
Water supply; sewerage, waste management and remediation activities	357	465	527	703	741
Construction	9 782	12 061	13 961	18 365	19 085
Wholesale and retail trade; repair of motor vehicles and motorcycles	310 463	359 368	364 033	439 177	384 110
Transportation and storage	48 740	55 174	58 222	80 427	73 038
Information and communication	6 237	7 167	7 938	9 606	9 322
Accommodation and food service activities	19 245	21 124	22 881	26 795	24 686
Real estate activities	44 438	50 509	54 627	63 305	63 268
Professional, scientific and technical activities	13 291	15 058	15 851	17 862	16 477
Administrative and support service activities	16 872	19 146	20 416	24 343	23 036
Education	2 660	3 320	3 968	5 626	6 530
Health care and social services	3 251	3 558	3 920	4 910	4 651
Arts, entertainment and recreation	4 186	4 805	5 350	6 483	6 910

Continuation

	2012	2013	2014	2015	2016
Other service activities	77 843	90 189	102 064	134 483	132 622
Peasant and farm enterprises					
Total	164 856	158 583	152 697	181 154	180 799

2.4 Number of occupied in SME

	2012	2013	2014	2015	2016
Total					
Republic of Kazakhstan	2 383 338	2 576 899	2 810 962	3 183 844	3 166 792
Akmolinskaya	108 460	115 672	123 009	133 991	132 431
Aktubinskaya	103 300	113 146	128 456	140 875	134 834
Almatinskaya	252 035	245 409	231 586	255 898	257 976
Atyrauskaya	76 182	86 539	101 818	127 386	123 507
Zapadno-Kazakhstanskaya	79 464	92 323	98 110	105 996	106 883
Zhambylskaya	108 372	115 917	119 409	126 767	117 418
Karagandinskaya	200 718	207 941	222 155	235 093	230 790
Kostanaiskaya	129 343	136 646	147 668	159 665	151 172
Kyzylordinskaya	67 267	68 685	78 169	86 610	81 611
Mangistauskaya	74 214	83 016	96 655	111 665	112 022
Yuzhno-Kazakhstanskaya	270 938	266 405	288 942	329 043	326 337
Pavlodarskaya	110 144	116 100	123 527	132 033	131 253
Severo-Kazakhstanskaya	95 647	97 992	99 301	104 696	102 476
Vostochno-Kazakhstanskaya	221 551	220 472	224 016	236 169	234 714
Astana city	161 893	198 065	253 277	290 273	325 182
Almaty city	323 810	412 571	474 864	607 684	598 186
Enterprises of small business					
Republic of Kazakhstan	500 591	527 519	849 015	1 185 186	1 249 270
Akmolinskaya	19 692	21 871	34 520	48 991	49 073
Aktubinskaya	20 410	21 265	41 580	53 428	52 736
Almatinskaya	37 650	33 449	43 152	61 333	65 033
Atyrauskaya	14 359	14 044	28 842	52 801	46 984
Zapadno-Kazakhstanskaya	12 763	16 029	25 845	32 640	32 032
Zhambylskaya	14 289	16 183	21 255	28 635	27 591
Karagandinskaya	52 393	48 477	68 671	85 500	85 759
Kostanaiskaya	23 158	25 630	39 399	51 317	48 824
Kyzylordinskaya	19 694	14 474	20 477	27 662	27 169
Mangistauskaya	15 288	16 437	29 856	42 830	40 236
Yuzhno-Kazakhstanskaya	40 227	40 233	69 893	87 647	96 295
Pavlodarskaya	25 880	27 262	39 189	49 398	51 207
Severo-Kazakhstanskaya	15 863	17 730	25 776	34 063	35 931
Vostochno-Kazakhstanskaya	51 461	46 419	58 774	68 125	68 292
Astana city	48 274	52 982	107 164	141 341	178 092
Almaty city	89 190	115 034	194 622	319 475	344 016
Enterprises of medium business					
Republic of Kazakhstan	675 486	711 788	516 520	351 779	352 954
Akmolinskaya	39 962	41 517	30 153	18 421	19 681
Aktubinskaya	33 425	35 170	25 012	17 578	15 607
Almatinskaya	41 983	40 792	28 268	20 534	20 210
Atyrauskaya	23 647	26 827	19 913	13 478	16 883
Zapadno-Kazakhstanskaya	24 358	25 497	17 639	12 203	13 258

Continuation

	2012	2013	2014	2015	2016
Zhambylskaya	17 788	18 543	14 556	8 350	8 399
Karagandinskaya	58 578	58 014	41 034	26 453	25 129
Kostanaiskaya	42 179	42 951	33 164	20 673	22 567
Kyzylordinskaya	21 969	20 884	17 177	10 066	9 848
Mangistauskaya	27 197	27 446	20 296	12 759	15 635
Yuzhno-Kazakhstanskaya	45 823	43 406	35 171	23 476	23 714
Pavlodarskaya	33 064	32 361	21 241	13 879	13 329
Severo-Kazakhstanskaya	36 870	37 821	27 997	20 280	20 481
Vostochno-Kazakhstanskaya	57 903	52 710	36 994	25 627	25 487
Astana city	52 709	63 287	45 893	29 115	29 890
Almaty city	118 031	144 562	102 012	78 887	72 836
Individual entrepreneurs					
Republic of Kazakhstan	831 425	990 677	1 136 050	1 360 338	1 288 167
Akmolinskaya	40 704	44 744	50 785	59 903	57 320
Aktubinskaya	39 652	46 896	53 049	61 103	58 401
Almatinskaya	67 532	69 765	75 773	95 598	98 748
Atyrauskaya	35 169	42 857	50 616	58 637	57 110
Zapadno-Kazakhstanskaya	33 735	42 477	46 803	53 422	53 566
Zhambylskaya	27 433	34 462	40 094	56 489	49 635
Karagandinskaya	71 806	86 166	98 226	110 187	107 324
Kostanaiskaya	53 289	57 854	65 124	78 477	70 851
Kyzylordinskaya	22 330	29 674	36 338	44 398	39 925
Mangistauskaya	30 485	37 929	45 468	54 850	54 875
Yuzhno-Kazakhstanskaya	63 008	78 138	91 039	126 090	118 176
Pavlodarskaya	44 749	49 875	56 052	62 154	60 431
Severo-Kazakhstanskaya	37 466	37 204	40 403	47 542	41 099
Vostochno-Kazakhstanskaya	86 597	97 897	107 860	122 360	122 195
Astana city	60 904	81 790	100 212	119 813	117 195
Almaty city	116 566	152 953	178 208	209 315	181 316
Peasant and farm enterprises					
Republic of Kazakhstan	375 836	346 915	309 377	286 541	276 401
Akmolinskaya	8 102	7 540	7 551	6 676	6 357
Aktubinskaya	9 813	9 815	8 815	8 766	8 090
Almatinskaya	104 870	101 403	84 393	78 433	73 985
Atyrauskaya	3 007	2 811	2 447	2 470	2 530
Zapadno-Kazakhstanskaya	8 608	8 321	7 823	7 731	8 027
Zhambylskaya	48 862	46 730	43 504	33 293	31 793
Karagandinskaya	17 941	15 284	14 224	12 953	12 578
Kostanaiskaya	10 717	10 211	9 981	9 198	8 930
Kyzylordinskaya	3 274	3 653	4 177	4 484	4 669
Mangistauskaya	1 244	1 204	1 035	1 226	1 276
Yuzhno-Kazakhstanskaya	121 880	104 628	92 839	91 830	88 152
Pavlodarskaya	6 451	6 603	7 045	6 602	6 286
Severo-Kazakhstanskaya	5 448	5 237	5 125	2 811	4 965
Vostochno-Kazakhstanskaya	25 590	23 446	20 388	20 057	18 740
Astana city	6	6	8	4	5
Almaty city	23	22	22	7	18

2.5 Number of occupied in SME by economic activity

persons

	2012	2013	2014	2015	2016
Total					
Total	2 383 338	2 576 899	2 810 962	3 183 844	3 166 791
Agriculture, forestry and fishing	467 317	436 302	407 022	412 077	403 527
Industry	247 851	233 286	275 861	307 329	308 462
Mining and quarrying	23 175	22 519	24 860	29 428	28 228
Manufacturing	188 155	192 512	210 314	241 439	243 214
Electricity, gas, steam and air conditioning	14 421	16 791	16 828	13 966	13 171
Water supply; sewerage, waste management and remediation activities	22 100	21 072	23 859	22 496	23 850
Construction	200 437	218 128	237 897	280 734	293 802
Wholesale and retail trade; repair of motor vehicles and motorcycles	659 868	768 551	864 455	985 247	943 019
Transportation and storage	133 552	142 047	161 125	195 733	189 515
Information and communication	41 252	48 075	46 295	53 086	53 727
Accommodation and food service activities	80 217	84 440	95 203	108 411	108 015
Real estate activities	115 694	129 710	151 338	168 860	172 709
Professional, scientific and technical activities	113 142	127 259	128 102	143 183	136 882
Administrative and support service activities	105 061	108 483	120 511	138 888	143 635
Education	24 994	35 224	35 106	50 632	64 197
Health care and social services	18 994	22 868	40 091	48 028	52 607
Arts, entertainment and recreation	55 400	57 324	60 608	49 773	51 666
Other service activities	119 559	145 597	187 348	241 863	245 027
Enterprises of small business					
Total	500 591	527 519	849 015	1 185 186	1 249 269
Agriculture, forestry and fishing	19 356	17 022	40 213	58 264	59 422
Industry	56 826	59 973	107 120	163 945	159 905
Mining and quarrying	4 669	4 358	10 235	18 188	15 745
Manufacturing	45 105	46 535	81 721	121 639	119 989
Electricity, gas, steam and air conditioning	287	2 732	4 466	7 824	7 372
Water supply; sewerage, waste management and remediation activities	6 765	6 348	10 698	16 294	16 800
Construction	81 553	84 896	148 855	197 018	211 128
Wholesale and retail trade; repair of motor vehicles and motorcycles	106 387	107 121	213 297	268 302	286 622
Transportation and storage	23 719	24 374	45 067	66 010	64 883
Information and communication	17 726	19 786	21 148	29 997	32 580
Accommodation and food service activities	13 099	13 223	18 808	28 194	31 082
Real estate activities	38 132	39 806	55 813	65 921	69 016
Professional, scientific and technical activities	43 816	51 043	67 777	96 878	93 896
Administrative and support service activities	44 094	41 271	53 970	74 732	83 457
Education	21 353	30 168	17 439	34 147	45 116
Health care and social services	13 160	16 346	15 229	25 870	28 858
Arts, entertainment and recreation	14 178	14 731	19 274	34 810	36 089
Other service activities	7 192	7 759	25 005	41 098	47 214
Enterprises of medium business					
Total	675 486	711 788	516 520	351 779	352 954
Agriculture, forestry and fishing	70 974	71 028	55 558	41 148	42 570
Industry	156 333	153 686	122 030	88 733	93 838
Mining and quarrying	18 363	18 043	14 467	11 064	12 321

Continuation

	2012	2013	2014	2015	2016
Manufacturing	109 509	108 024	83 465	67 032	70 522
Electricity, gas, steam and air conditioning	13 675	13 631	11 858	5 623	5 267
Water supply; sewerage, waste management and remediation activities	14 786	13 988	12 240	5 014	5 728
Construction	104 392	114 745	64 570	52 639	51 223
Wholesale and retail trade; repair of motor vehicles and motorcycles	102 894	125 885	67 907	45 896	44 153
Transportation and storage	48 140	48 746	32 960	22 487	24 681
Information and communication	16 348	18 818	12 981	8 622	6 992
Accommodation and food service activities	17 944	15 844	14 369	11 899	12 062
Real estate activities	22 883	22 764	12 415	7 183	8 264
Professional, scientific and technical activities	53 295	56 633	36 166	19 273	17 147
Administrative and support service activities	38 673	39 391	32 740	26 046	23 773
Arts, entertainment and recreation	35 068	35 516	32 407	4 766	4 799
Other service activities	8 542	8 732	32 417	23 087	23 452
Individual entrepreneurs					
Total	831 425	990 677	1 136 050	1 360 338	1 288 167
Agriculture, forestry and fishing	1 151	1 337	1 874	26 124	25 134
Industry	34 692	19 627	46 711	54 651	54 719
Mining and quarrying	143	118	158	176	162
Manufacturing	33 541	37 953	45 128	52 768	52 703
Electricity, gas, steam and air conditioning	459	428	504	519	532
Water supply; sewerage, waste management and remediation activities	549	736	921	1 188	1 322
Construction	14 492	18 487	24 472	31 077	31 451
Wholesale and retail trade; repair of motor vehicles and motorcycles	450 587	535 545	583 251	671 049	612 244
Transportation and storage	61 693	68 927	83 098	107 236	99 951
Information and communication	7 178	9 471	12 166	14 467	14 155
Accommodation and food service activities	49 174	55 373	62 026	68 318	64 871
Real estate activities	54 679	67 140	83 110	95 756	95 429
Professional, scientific and technical activities	16 031	19 583	24 159	27 032	25 839
Administrative and support service activities	22 294	27 821	33 801	38 110	36 405
Education	3 641	5 056	7 463	10 673	12 878
Health care and social services	5 834	6 522	7 878	9 475	9 940
Arts, entertainment and recreation	6 154	7 077	8 927	10 197	10 778
Other service activities	103 825	129 106	157 114	196 173	194 373
Peasant and farm enterprises					
Total	375 836	346 915	309 377	286 541	276 401

2.6 The output of all SMEs

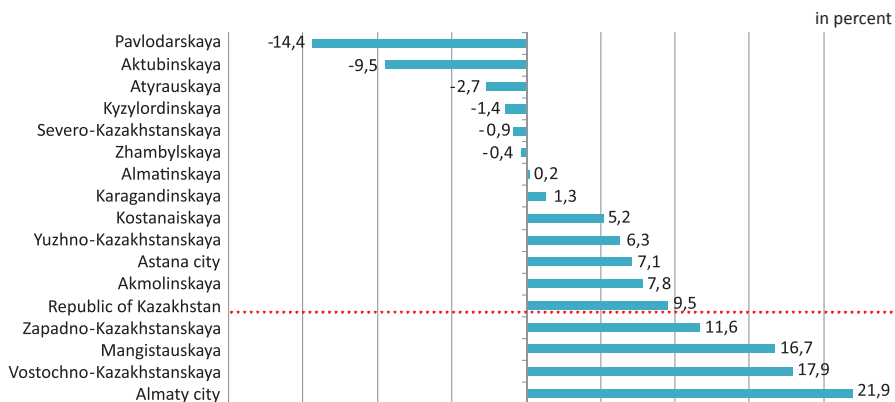
million tenge

	2012	2013	2014	2015	2016
Total					
Republic of Kazakhstan	8 255 123	9 165 412	15 568 081	15 699 405	19 609 010
Akmolinskaya	270 817	301 092	398 010	481 256	587 262
Aktubinskaya	392 403	396 741	556 354	636 783	660 197
Almatinskaya	579 440	654 203	826 428	854 769	976 529
Atyrauskaya	437 908	378 929	622 691	869 820	967 674
Zapadno-Kazakhstanskaya	284 816	371 811	1 158 253	1 006 828	1 281 766
Zhambylskaya	206 235	268 855	311 288	337 936	381 622
Karagandinskaya	494 014	533 524	660 777	717 269	820 338
Kostanaiskaya	335 945	370 764	503 151	482 159	573 086
Kyzylordinskaya	234 366	242 577	247 169	236 518	266 435
Mangistauskaya	321 354	325 497	683 224	640 770	878 499
Yuzhno-Kazakhstanskaya	491 802	537 182	747 462	848 239	1 035 100
Pavlodarskaya	334 143	360 633	538 081	611 951	524 121
Severo-Kazakhstanskaya	268 798	297 242	312 725	334 893	374 662
Vostochno-Kazakhstanskaya	481 423	513 828	548 825	615 114	826 040
Astana city	1 102 322	1 452 776	3 653 784	3 359 227	4 297 809
Almaty city	2 019 336	2 159 759	3 799 859	3 665 873	5 157 870
Enterprises of small business					
Republic of Kazakhstan	1 546 428	1 871 067	8 007 342	10 200 061	13 568 530
Akmolinskaya	43 251	50 297	179 733	261 622	354 339
Aktubinskaya	59 036	76 663	293 857	395 201	447 258
Almatinskaya	109 436	128 284	330 982	393 891	429 314
Atyrauskaya	43 733	58 622	280 220	644 305	680 531
Zapadno-Kazakhstanskaya	53 652	92 250	928 183	791 142	999 504
Zhambylskaya	32 090	46 047	112 064	161 065	172 454
Karagandinskaya	117 702	124 936	329 511	419 748	507 224
Kostanaiskaya	73 764	64 973	207 763	244 159	297 354
Kyzylordinskaya	70 843	49 995	97 386	144 943	150 383
Mangistauskaya	57 553	54 849	358 422	454 141	621 320
Yuzhno-Kazakhstanskaya	118 433	129 093	353 431	461 808	585 247
Pavlodarskaya	74 279	76 800	320 316	417 374	318 624
Severo-Kazakhstanskaya	36 191	50 479	109 157	151 040	175 374
Vostochno-Kazakhstanskaya	99 099	108 222	204 400	267 752	440 045
Astana city	202 600	332 005	2 263 708	2 617 572	3 537 812
Almaty city	354 764	427 550	1 638 210	2 374 298	3 851 747
Enterprises of medium business					
Republic of Kazakhstan	5 405 045	5 610 130	5 801 985	3 076 564	3 484 992
Akmolinskaya	175 244	174 679	141 707	101 337	140 929
Aktubinskaya	273 432	243 227	183 842	149 496	116 710
Almatinskaya	303 850	339 002	285 564	182 456	238 870
Atyrauskaya	343 079	258 181	272 359	122 426	186 605
Zapadno-Kazakhstanskaya	163 889	201 151	145 402	99 925	140 722
Zhambylskaya	123 627	148 667	106 171	50 675	67 843
Karagandinskaya	278 656	283 525	211 607	129 226	147 629
Kostanaiskaya	185 772	195 414	184 650	110 029	145 575
Kyzylordinskaya	140 831	163 176	118 282	45 617	68 362
Mangistauskaya	228 333	226 561	278 732	124 952	178 370

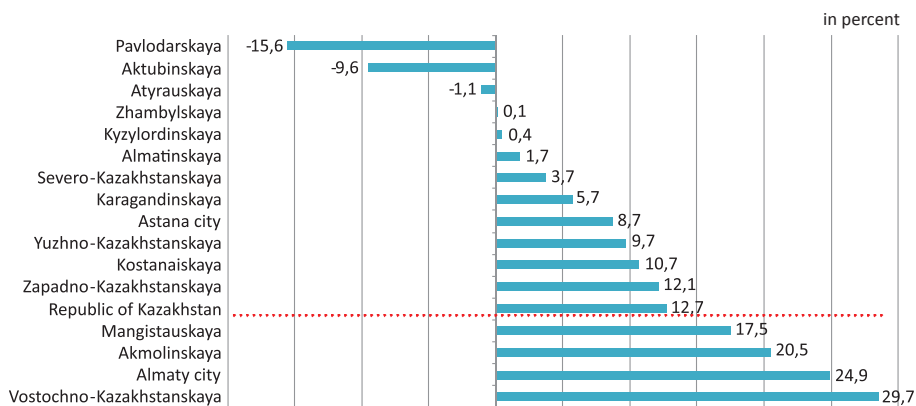
Continuation

	2012	2013	2014	2015	2016
Yuzhno-Kazakhstanskaya	229 750	229 344	196 151	134 128	165 552
Pavlodarskaya	197 378	191 386	131 623	91 534	98 775
Severo-Kazakhstanskaya	163 877	164 121	119 850	87 205	103 567
Vostochno-Kazakhstanskaya	244 253	230 104	176 211	153 381	176 244
Astana city	827 534	1 018 386	1 281 914	543 972	569 361
Almaty city	1 525 542	1 543 209	1 967 919	950 205	939 878
Individual entrepreneurs					
Republic of Kazakhstan	754 366	949 816	972 670	1 518 237	1 511 733
Akmolinskaya	32 987	37 520	39 334	77 403	52 749
Aktubinskaya	38 289	45 033	45 395	55 162	52 778
Almatinskaya	35 817	45 400	47 449	92 864	97 495
Atyrauskaya	43 658	52 700	57 547	87 966	85 532
Zapadno-Kazakhstanskaya	44 306	50 300	51 617	83 309	93 454
Zhambylskaya	16 577	21 500	24 350	39 447	38 067
Karagandinskaya	57 721	71 078	67 151	101 887	83 900
Kostanaiskaya	47 272	54 600	56 597	64 811	65 924
Kyzylordinskaya	16 324	22 200	21 358	30 437	31 497
Mangistauskaya	33 005	41 408	43 437	57 662	74 356
Yuzhno-Kazakhstanskaya	39 541	55 916	63 958	107 552	118 532
Pavlodarskaya	39 257	47 100	46 496	51 238	48 304
Severo-Kazakhstanskaya	33 742	40 018	36 549	42 366	34 874
Vostochno-Kazakhstanskaya	64 668	73 700	69 722	87 204	77 451
Astana city	72 173	102 343	108 134	197 655	190 609
Almaty city	139 030	189 000	193 576	341 274	366 211
Peasant and farm enterprises					
Republic of Kazakhstan	549 284	734 399	786 084	904 543	1 043 755
Akmolinskaya	19 335	38 596	37 236	40 894	39 245
Aktubinskaya	21 645	31 818	33 260	36 924	43 451
Almatinskaya	130 338	141 517	162 433	185 558	210 850
Atyrauskaya	7 437	9 425	12 565	15 123	15 006
Zapadno-Kazakhstanskaya	22 968	28 110	33 051	32 452	48 086
Zhambylskaya	33 941	52 641	68 703	86 749	103 258
Karagandinskaya	39 935	53 986	52 508	66 408	81 585
Kostanaiskaya	29 138	55 776	54 141	63 160	64 233
Kyzylordinskaya	6 368	7 206	10 143	15 521	16 193
Mangistauskaya	2 464	2 679	2 633	4 015	4 453
Yuzhno-Kazakhstanskaya	104 078	122 828	133 922	144 751	165 769
Pavlodarskaya	23 230	45 347	39 646	51 805	58 418
Severo-Kazakhstanskaya	34 988	42 625	47 169	54 282	60 847
Vostochno-Kazakhstanskaya	73 403	101 803	98 492	106 777	132 300
Astana city	14	41,5	28	28	27
Almaty city	0	0	154	96	34

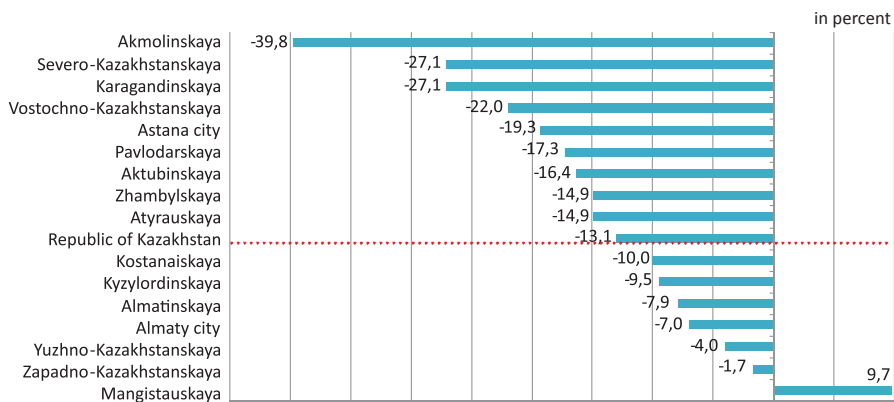
Decrease (increase) in output of all SMEs in 2016



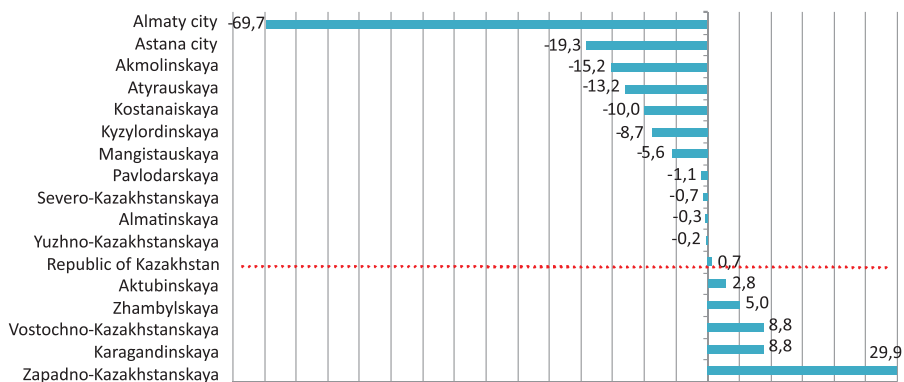
Decrease (increase) in output by legal entities in 2016



Decrease (increase) in output by individual entrepreneurs in 2016



Decrease (increase) in output by PFE (peasant farm enterprise) in 2016



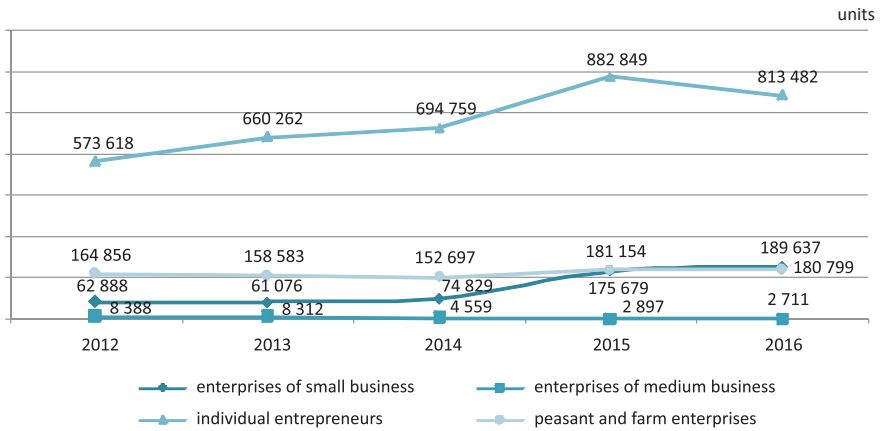
2.7 Output of products by all of SME units by economic activity

million tenge

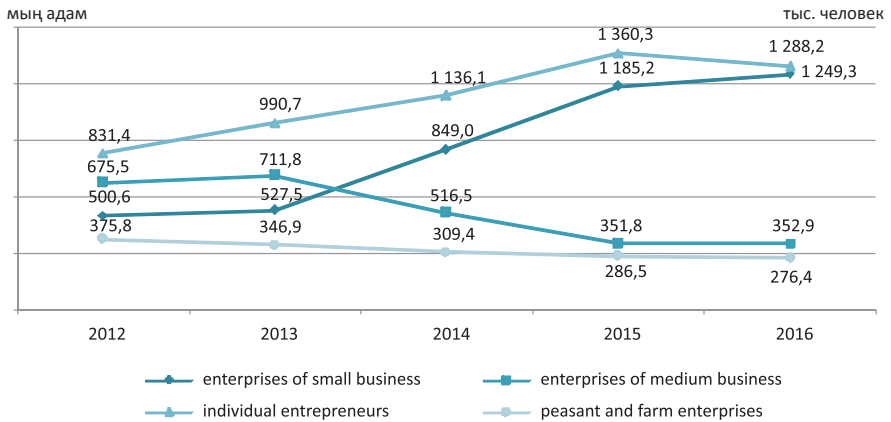
	2012	2013	2014	2015	2016
Total					
Total	8 255 123	9 165 412	15 568 081	15 699 405	19 609 010
Agriculture, forestry and fishing	825 021	1 016 202	1 156 746	1 298 194	1 540 413
Industry	1 421 475	1 598 335	3 493 351	3 128 662	4 305 235
Mining and quarrying	248 177	274 915	1 561 632	1 193 664	1 418 308
Manufacturing	992 872	1 103 474	1 571 308	1 675 776	2 533 452
Electricity, gas, steam and air conditioning	111 036	157 367	281 201	189 439	235 860
Water supply; sewerage, waste management and remediation activities	69 390	62 578	79 210	69 783	117 615
Construction	1 642 275	1 770 956	2 820 376	3 033 443	3 990 829
Wholesale and retail trade; repair of motor vehicles and motorcycles	1 871 354	2 093 280	3 740 104	3 583 059	3 892 959
Transportation and storage	583 993	551 229	1 381 396	877 433	1 197 500
Information and communication	207 634	247 031	276 217	326 353	456 810
Accommodation and food service activities	139 213	145 777	168 396	228 437	299 544
Real estate activities	247 847	313 931	520 795	701 240	850 598
Professional, scientific and technical activities	649 296	669 482	978 178	1 116 794	1 430 320
Administrative and support service activities	334 200	320 731	378 692	484 710	688 600
Education	31 959	80 631	89 019	102 703	128 955
Health care and social services	20 774	48 917	93 699	108 286	139 552
Arts, entertainment and recreation	85 851	105 456	116 107	116 595	125 925
Other service activities	194 231	203 455	355 004	593 496	561 770
Enterprises of small business					
Total	1 546 428	1 871 067	8 007 342	10 200 061	13 568 530
Agriculture, forestry and fishing	36 429	37 984	156 662	212 663	277 864
Industry	166 844	179 247	1 611 024	2 169 512	2 847 500
Mining and quarrying	13 220	13 511	924 618	1 037 642	1 248 946
Manufacturing	137 293	142 228	582 022	1 001 094	1 389 151
Electricity, gas, steam and air conditioning	681	10 348	65 416	83 635	124 348
Water supply; sewerage, waste management and remediation activities	15 650	13 160	38 968	47 141	85 055
Construction	385 881	431 735	1 842 308	2 490 572	3 355 698
Wholesale and retail trade; repair of motor vehicles and motorcycles	403 833	480 368	2 302 360	2 234 422	2 933 544
Transportation and storage	113 790	118 969	486 394	580 650	845 847
Information and communication	44 753	67 870	155 170	243 220	356 959
Accommodation and food service activities	24 934	29 563	53 927	104 426	139 059
Real estate activities	55 556	77 366	311 413	419 259	448 941
Professional, scientific and technical activities	152 575	196 903	622 223	923 473	1 181 712
Administrative and support service activities	80 443	80 539	199 180	312 416	514 242
Education	30 300	78 389	50 009	72 960	94 677
Health care and social services	18 644	46 331	43 721	69 274	87 727
Arts, entertainment and recreation	19 473	26 837	38 765	82 973	83 680
Other service activities	12 972	18 964	134 185	284 241	401 080
Enterprises of medium business					
Total	5 405 045	5 610 130	5 801 985	3 076 564	3 484 992
Agriculture, forestry and fishing	237 106	242 349	212 046	178 393	216 725
Industry	1 224 968	1 382 195	1 841 419	898 585	1 201 559
Mining and quarrying	234 678	261 065	636 313	155 251	168 628

	Continuation				
	2012	2013	2014	2015	2016
Manufacturing	827 006	925 591	950 046	616 398	890 316
Electricity, gas, steam and air conditioning	110 028	146 715	215 464	105 383	110 992
Water supply; sewerage, waste management and remediation activities	53 256	48 824	39 596	21 553	31 623
Construction	1 239 617	1 315 425	952 323	503 369	603 873
Wholesale and retail trade; repair of motor vehicles and motorcycles	1 079 487	1 138 961	948 186	638 435	469 643
Transportation and storage	410 767	358 108	819 463	193 085	258 900
Information and communication	156 619	168 550	112 700	70 280	91 459
Accommodation and food service activities	85 566	79 771	78 181	63 021	88 335
Real estate activities	106 091	123 543	96 071	48 809	67 118
Professional, scientific and technical activities	480 666	452 420	336 764	160 438	225 706
Administrative and support service activities	220 076	197 105	138 127	96 986	127 187
Arts, entertainment and recreation	58 347	68 868	69 690	24 535	36 228
Other service activities	105 735	82 836	197 015	200 628	98 259
Individual entrepreneurs					
Total	754 366	949 816	972 670	1 518 237	1 511 733
Agriculture, forestry and fishing	2 202	1 470	1 954	2 595	2 069
Industry	29 663	36 893	40 908	60 565	256 176
Mining and quarrying	279	339	701	771	734
Manufacturing	28 572	35 655	39 240	58 284	253 985
Electricity, gas, steam and air conditioning	328	305	321	421	520
Water supply; sewerage, waste management and remediation activities	484	595	646	1 089	937
Construction	16 777	23 796	25 745	39 502	31 258
Wholesale and retail trade; repair of motor vehicles and motorcycles	388 034	473 951	489 558	710 202	489 772
Transportation and storage	59 436	74 152	75 539	103 698	92 753
Information and communication	6 261	10 611	8 347	12 853	8 392
Accommodation and food service activities	28 713	36 443	36 288	60 990	72 150
Real estate activities	86 200	113 023	113 311	233 172	334 539
Professional, scientific and technical activities	16 055	20 158	19 191	32 883	22 902
Administrative and support service activities	33 681	43 087	41 385	75 308	47 171
Education	1 659	2 242	2 603	5 086	4 106
Health care and social services	2 130	2 586	2 958	4 690	3 985
Arts, entertainment and recreation	8 031	9 750	7 652	9 087	6 017
Other service activities	75 524	101 654	107 231	167 606	140 443
Peasant and farm enterprises					
Total	549 284	734 399	786 084	904 543	1 043 755

Dynamics of the number of active SMEs



Dynamics of the number of occupied SME units



Enterprises

2.8 Number of registered SMEs

	units				
	2012	2013	2014	2015	2016
Republic of Kazakhstan	242 018	260 355	284 845	300 643	323 470
Akmolinskaya	7 180	7 597	7 842	8 450	9 129
Aktubinskaya	9 446	9 946	11 009	11 882	12 927
Almatinskaya	11 412	12 044	11 665	13 213	14 403
Atyrauskaya	7 452	7 826	8 274	8 446	8 967
Zapadno-Kazakhstanskaya	4 995	5 315	5 773	6 831	7 359
Zhambylskaya	5 848	6 217	6 374	7 076	7 771
Karagandinskaya	16 724	17 884	19 556	21 203	22 489
Kostanaiskaya	8 189	8 668	9 236	9 525	10 162
Kyzylordinskaya	4 883	5 310	5 434	6 337	6 778
Mangistauskaya	8 225	8 864	9 868	10 640	11 074
Yuzhno-Kazakhstanskaya	21 504	22 976	24 007	24 740	26 384
Pavlodarskaya	9 392	9 572	9 243	9 965	10 823
Severo-Kazakhstanskaya	5 415	5 625	6 146	6 569	7 048
Vostochno-Kazakhstanskaya	13 446	14 046	14 972	15 125	15 837
Astana city	31 547	36 166	42 422	45 234	50 370
Almaty city	76 360	82 299	93 024	95 407	101 949

2.9 Number of registered SMEs by economic activity

	units				
	2012	2013	2014	2015	2016
Total	242 018	260 355	284 845	300 643	323 470
Agriculture, forestry and fishing	11 179	11 341	11 223	11 288	13 198
Industry	20 921	22 018	25 083	25 761	27 631
Mining and quarrying	1 877	2 129	2 664	2 872	3 216
Manufacturing	17 648	18 370	19 959	20 293	21 513
Electricity, gas, steam and air conditioning	130	152	903	962	1 076
Water supply; sewerage, waste management and remediation activities	1 266	1 367	1 557	1 634	1 826
Construction	42 144	45 856	49 722	50 810	53 134
Wholesale and retail trade; repair of motor vehicles and motorcycles	96 828	101 723	108 268	106 416	112 283
Transportation and storage	10 301	11 416	12 570	13 179	14 079
Information and communication	6 446	3 659	7 829	8 357	9 178
Accommodation and food service activities	3 248	7 146	4 124	4 535	5 049
Real estate activities	7 665	8 391	9 271	9 765	10 361
Professional, scientific and technical activities	20 956	22 074	24 823	25 052	26 320
Administrative and support service activities	11 387	12 401	13 386	14 081	15 219
Education	3 143	3 818	4 554	5 194	6 385
Health care and social services	2 926	3 176	3 488	3 724	4 131

Continuation

	2012	2013	2014	2015	2016
Arts, entertainment and recreation	1 531	1 702	2 337	2 507	2 846
Other service activities	3 343	5 634	8 167	19 974	23 656

2.10 Structure of registered SMEs

in percent

	2012	2013	2014	2015	2016
Republic of Kazakhstan	100,0	100,0	100,0	100,0	100,0
Akmolinskaya	3,0	2,9	2,7	2,8	2,8
Aktubinskaya	3,9	3,8	3,9	4,0	4,0
Almatinskaya	4,7	4,6	4,1	4,4	4,5
Atyrauskaya	3,1	3,0	2,9	2,8	2,8
Zapadno-Kazakhstanskaya	2,1	2,0	2,0	2,3	2,3
Zhambylskaya	2,4	2,4	2,2	2,4	2,4
Karagandinskaya	6,9	6,9	6,9	7,1	6,9
Kostanaiskaya	3,4	3,3	3,2	3,2	3,1
Kyzylordinskaya	2,0	2,0	1,9	2,1	2,1
Mangistauskaya	3,4	3,4	3,5	3,5	3,4
Yuzhno-Kazakhstanskaya	8,9	8,8	8,4	8,2	8,2
Pavlodarskaya	3,9	3,7	3,2	3,3	3,3
Severo-Kazakhstanskaya	2,2	2,2	2,2	2,2	2,2
Vostochno-Kazakhstanskaya	5,6	5,4	5,3	5,0	4,9
Astana city	13,0	13,9	14,9	15,0	15,6
Almaty city	31,6	31,6	32,7	31,7	31,5

2.11 Structure of registered SMEs by economic activity

in percent

	2012	2013	2014	2015	2016
Total	100,0	100,0	100,0	100,0	100,0
Agriculture, forestry and fishing	4,6	4,4	3,9	3,8	4,1
Industry	8,6	8,5	8,8	8,6	8,5
Mining and quarrying	0,8	0,8	0,9	1,0	1,0
Manufacturing	7,3	7,1	7,0	6,8	6,7
Electricity, gas, steam and air conditioning	0,1	0,1	0,3	0,3	0,3
Water supply; sewerage, waste management and remediation activities	0,5	0,5	0,6	0,5	0,6
Construction	17,4	17,6	17,5	16,9	16,4
Wholesale and retail trade; repair of motor vehicles and motorcycles	40,0	39,1	38,0	35,4	34,7
Transportation and storage	4,3	4,4	4,4	4,4	4,4
Information and communication	2,7	2,7	2,8	2,8	2,8
Accommodation and food service activities	1,3	1,4	1,4	1,5	1,6
Real estate activities	3,2	3,2	3,3	3,3	3,2
Professional, scientific and technical activities	8,7	8,5	8,7	8,3	8,1

	Continuation				
	2012	2013	2014	2015	2016
Administrative and support service activities	4,7	4,8	4,7	4,7	4,7
Education	1,3	1,5	1,6	1,7	2,0
Health care and social services	1,2	1,2	1,2	1,2	1,3
Arts, entertainment and recreation	0,6	0,7	0,8	0,8	0,9
Other service activities	1,4	2,1	2,9	6,6	7,3

2.12 Number of active SMEs

	units				
	2012	2013	2014	2015	2016
Republic of Kazakhstan	71 276	69 388	79 388	178 576	192 348
Akmolinskaya	2 535	2 605	2 961	4 953	5 843
Aktubinskaya	3 980	3 984	4 233	7 164	8 380
Almatinskaya	3 680	2 977	3 410	6 561	7 001
Atyrauskaya	2 579	2 459	2 889	6 044	5 434
Zapadno-Kazakhstanskaya	2 001	2 023	2 173	4 360	4 853
Zhambylskaya	1 709	1 645	1 811	3 952	4 321
Karagandinskaya	5 297	5 449	6 374	14 085	15 064
Kostanaiskaya	3 335	3 465	3 663	6 042	6 075
Kyzylordinskaya	2 259	2 304	2 357	4 510	4 629
Mangistauskaya	3 028	2 623	2 787	6 017	6 549
Yuzhno-Kazakhstanskaya	7 107	5 295	6 345	12 786	14 081
Pavlodarskaya	3 114	3 186	3 584	6 845	7 660
Severo-Kazakhstanskaya	2 174	2 130	2 484	3 912	4 353
Vostochno-Kazakhstanskaya	5 521	5 856	6 163	8 237	8 700
Astana city	6 685	6 823	7 946	27 050	31 195
Almaty city	16 272	16 564	20 208	56 058	58 210

2.13 Number of active SMEs by economic activity

	units				
	2012	2013	2014	2015	2016
Total	71 276	69 388	79 388	178 576	192 348
Agriculture, forestry and fishing	4 428	4 000	4 485	6 624	8 544
Industry	7 581	6 534	7 710	16 386	17 551
Mining and quarrying	563	528	750	1 891	2 185
Manufacturing	6 485	5 514	6 209	12 822	13 464
Electricity, gas, steam and air conditioning	81	84	275	625	707
Water supply; sewerage, waste management and remediation activities	452	408	476	1 048	1 195
Construction	11 130	10 731	12 101	31 436	31 327
Wholesale and retail trade; repair of motor vehicles and motorcycles	24 042	22 111	25 424	54 673	57 265
Transportation and storage	3 178	3 589	4 091	8 388	8 910
Information and communication	1 984	2 092	2 323	5 337	6 069
Accommodation and food service activities	1 101	1 156	1 286	2 994	3 273
Real estate activities	3 640	3 950	4 514	7 214	7 797

Continuation					
	2012	2013	2014	2015	2016
Professional, scientific and technical activities	5 823	6 077	7 293	15 011	15 975
Administrative and support service activities	4 071	4 322	4 768	9 215	10 016
Education	1 341	1 702	1 971	3 813	4 783
Health care and social services	1 249	1 476	1 589	2 695	3 007
Arts, entertainment and recreation	356	314	414	1 369	1 656
Other service activities	1 352	1 334	1 419	13 421	16 175

2.14 Structure of active SMEs

in percent					
	2012	2013	2014	2015	2016
Republic of Kazakhstan	100,0	100,0	100,0	100,0	100,0
Akmolinskaya	3,6	3,8	3,7	2,8	3,0
Aktubinskaya	5,6	5,7	5,3	4,0	4,4
Almatinskaya	5,2	4,3	4,3	3,7	3,6
Atyrauskaya	3,6	3,5	3,6	3,4	2,8
Zapadno-Kazakhstanskaya	2,8	2,9	2,7	2,4	2,5
Zhambylskaya	2,4	2,4	2,3	2,2	2,3
Karagandinskaya	7,4	7,9	8,0	7,9	7,8
Kostanaiskaya	4,7	5,0	4,6	3,4	3,2
Kyzylordinskaya	3,2	3,3	3,0	2,5	2,4
Mangistauskaya	4,2	3,8	3,5	3,4	3,4
Yuzhno-Kazakhstanskaya	10,0	7,6	8,0	7,2	7,3
Pavlodarskaya	4,4	4,6	4,5	3,8	4,0
Severo-Kazakhstanskaya	3,1	3,1	3,1	2,2	2,3
Vostochno-Kazakhstanskaya	7,7	8,4	7,8	4,6	4,5
Astana city	9,4	9,8	10,0	15,1	16,2
Almaty city	22,8	23,9	25,5	31,4	30,3

2.15 Structure of active SMEs by economic activity

in percent					
	2012	2013	2014	2015	2016
Total	100,0	100,0	100,0	100,0	100,0
Agriculture, forestry and fishing	6,2	5,8	5,7	3,7	4,4
Industry	10,6	9,4	9,7	9,2	9,1
Mining and quarrying	0,8	0,8	0,9	1,1	1,1
Manufacturing	9,1	7,9	7,8	7,2	7,0
Electricity, gas, steam and air conditioning	0,1	0,1	0,4	0,3	0,4
Water supply; sewerage, waste management and remediation activities	0,6	0,6	0,6	0,6	0,6
Construction	15,6	15,5	15,2	17,6	16,3
Wholesale and retail trade; repair of motor vehicles and motorcycles	33,7	31,9	32,0	30,6	29,8
Transportation and storage	4,5	5,2	5,2	4,7	4,6
Information and communication	2,8	3,0	2,9	3,0	3,2

	Continuation				
	2012	2013	2014	2015	2016
Accommodation and food service activities	1,5	1,7	1,6	1,7	1,7
Real estate activities	5,1	5,7	5,7	4,0	4,0
Professional, scientific and technical activities	8,2	8,8	9,2	8,4	8,3
Administrative and support service activities	5,7	6,2	6,0	5,2	5,2
Education	1,9	2,5	2,5	2,1	2,5
Health care and social services	1,8	2,1	2,0	1,5	1,6
Arts, entertainment and recreation	0,5	0,5	0,5	0,8	0,9
Other service activities	1,9	1,9	1,8	7,5	8,4

2.16 Number of occupied in SMEs

	persons				
	2012	2013	2014	2015	2016
Republic of Kazakhstan	1 176 077	1 239 307	1 365 535	1 536 965	1 602 224
Akmolinskaya	59 654	63 388	64 673	67 412	68 754
Aktubinskaya	53 835	56 435	66 592	71 006	68 343
Almatinskaya	79 633	74 241	71 420	81 867	85 243
Atyrauskaya	38 006	40 871	48 755	66 279	63 867
Zapadno-Kazakhstanskaya	37 121	41 526	43 484	44 843	45 290
Zhambylskaya	32 077	34 726	35 811	36 985	35 990
Karagandinskaya	110 971	106 491	109 705	111 953	110 888
Kostanaiskaya	65 337	68 581	72 563	71 990	71 391
Kyzylordinskaya	41 663	35 358	37 654	37 728	37 017
Mangistauskaya	42 485	43 883	50 152	55 589	55 871
Yuzhno-Kazakhstanskaya	86 050	83 639	105 064	111 123	120 009
Pavlodarskaya	58 944	59 623	60 430	63 277	64 536
Severo-Kazakhstanskaya	52 733	55 551	53 773	54 343	56 412
Vostochno-Kazakhstanskaya	109 364	99 129	95 768	93 752	93 779
Astana city	100 983	116 269	153 057	170 456	207 982
Almaty city	207 221	259 596	296 634	398 362	416 852

2.17 Number of occupied in SMEs by economic activity

	persons				
	2012	2013	2014	2015	2016
Total	1 176 077	1 239 307	1 365 535	1 536 965	1 602 223
Agriculture, forestry and fishing	90 330	88 050	95 771	99 412	101 992
Industry	213 159	213 659	229 150	252 678	253 743
Mining and quarrying	23 032	22 401	24 702	29 252	28 066
Manufacturing	154 614	154 559	165 186	188 671	190 511
Electricity, gas, steam and air conditioning	13 962	16 363	16 324	13 447	12 639
Water supply; sewerage, waste management and remediation activities	21 551	20 336	22 938	21 308	22 528
Construction	185 945	199 641	213 425	249 657	262 351
Wholesale and retail trade; repair of motor vehicles and motorcycles	209 281	233 006	281 204	314 198	330 775

Continuation					
	2012	2013	2014	2015	2016
Transportation and storage	71 859	73 120	78 027	88 497	89 564
Information and communication	34 074	38 604	34 129	38 619	39 572
Accommodation and food service activities	31 043	29 067	33 177	40 093	43 144
Real estate activities	61 015	62 570	68 228	73 104	77 280
Professional, scientific and technical activities	97 111	107 676	103 943	116 151	111 043
Administrative and support service activities	82 767	80 662	86 710	100 778	107 230
Education	21 353	30 168	27 643	39 959	51 319
Health care and social services	13 160	16 346	32 213	38 553	42 667
Arts, entertainment and recreation	49 246	50 247	51 681	39 576	40 888
Other service activities	15 734	16 491	30 234	45 690	50 654

2.18 Structure of occupied in SMEs

in percent					
	2012	2013	2014	2015	2016
Republic of Kazakhstan	100,0	100,0	100,0	100,0	100,0
Akmolinskaya	5,1	5,1	4,7	4,4	4,3
Aktubinskaya	4,6	4,6	4,9	4,6	4,3
Almatinskaya	6,8	6,0	5,2	5,3	5,3
Atyrauskaya	3,2	3,3	3,6	4,3	4,0
Zapadno-Kazakhstanskaya	3,2	3,4	3,2	2,9	2,8
Zhambylskaya	2,7	2,8	2,6	2,4	2,2
Karagandinskaya	9,4	8,6	8,0	7,3	6,9
Kostanaiskaya	5,6	5,5	5,3	4,7	4,5
Kyzylordinskaya	3,5	2,9	2,8	2,5	2,3
Mangistauskaya	3,6	3,5	3,7	3,6	3,5
Yuzhno-Kazakhstanskaya	7,3	6,7	7,7	7,2	7,5
Pavlodarskaya	5,0	4,8	4,4	4,1	4,0
Severo-Kazakhstanskaya	4,5	4,5	4,0	3,6	3,5
Vostochno-Kazakhstanskaya	9,3	8,0	7,0	6,1	5,9
Astana city	8,6	9,4	11,2	11,1	13,0
Almaty city	17,6	20,9	21,7	25,9	26,0

2.19 Structure of occupied in SMEs by economic activity

in percent

	2012	2013	2014	2015	2016
Total	100,0	100,0	100,0	100,0	100,0
Agriculture, forestry and fishing	7,7	7,1	7,0	6,5	6,4
Industry	18,1	17,2	16,8	16,5	15,8
Mining and quarrying	2,0	1,8	1,8	1,9	1,7
Manufacturing	13,1	12,5	12,1	12,3	11,9
Electricity, gas, steam and air conditioning	1,2	1,3	1,2	0,9	0,8
Water supply; sewerage, waste management and remediation activities	1,8	1,6	1,7	1,4	1,4
Construction	15,8	16,1	15,6	16,2	16,4
Wholesale and retail trade; repair of motor vehicles and motorcycles	17,8	18,8	20,6	20,4	20,6
Transportation and storage	6,1	5,9	5,7	5,8	5,6
Information and communication	2,9	3,1	2,5	2,5	2,5
Accommodation and food service activities	2,6	2,3	2,4	2,6	2,7
Real estate activities	5,2	5,0	5,0	4,8	4,8
Professional, scientific and technical activities	8,3	8,7	7,6	7,5	6,9
Administrative and support service activities	7,0	6,5	6,4	6,5	6,7
Education	1,8	2,4	2,0	2,6	3,2
Health care and social services	1,1	1,3	2,4	2,5	2,7
Arts, entertainment and recreation	4,2	4,1	3,8	2,6	2,5
Other service activities	1,4	1,4	2,2	3,0	3,2

2.20 Output of products by SMEs

million tenge

	2012	2013	2014	2015	2016
Republic of Kazakhstan	6 951 474	7 481 197	13 809 327	13 276 625	17 053 522
Akmolinskaya	218 495	224 976	321 440	362 959	495 268
Aktubinskaya	332 468	319 890	477 699	544 697	563 968
Almatinskaya	413 286	467 286	616 546	576 347	668 184
Atyrauskaya	386 813	316 803	552 579	766 731	867 136
Zapadno-Kazakhstanskaya	217 541	293 401	1 073 585	891 067	1 140 226
Zhambylskaya	155 717	194 714	218 235	211 740	240 297
Karagandinskaya	396 358	408 460	541 118	548 974	654 853
Kostanaiskaya	259 536	260 388	392 413	354 188	442 929
Kyzylordinskaya	211 674	213 171	215 668	190 560	218 745
Mangistauskaya	285 886	281 410	637 154	579 093	799 690
Yuzhno-Kazakhstanskaya	348 184	358 438	549 582	595 936	750 799
Pavlodarskaya	271 657	268 186	451 939	508 908	417 399
Severo-Kazakhstanskaya	200 068	214 599	229 007	238 245	278 941
Vostochno-Kazakhstanskaya	343 353	338 326	380 611	421 133	616 289
Astana city	1 030 135	1 350 391	3 545 622	3 161 544	4 107 173
Almaty city	1 880 305	1 970 759	3 606 129	3 324 503	4 791 625

2.21 Output of products of SMEs by economic activity

million tenge

	2012	2013	2014	2015	2016
Total	6 951 473	7 481 197	13 809 327	13 276 625	17 053 522
Agriculture, forestry and fishing	273 535	280 334	368 708	391 056	494 589
Industry	1 391 812	1 561 442	3 452 443	3 068 097	4 049 059
Mining and quarrying	247 898	274 577	1 560 931	1 192 893	1 417 574
Manufacturing	964 300	1 067 819	1 532 068	1 617 492	2 279 467
Electricity, gas, steam and air conditioning	110 708	157 063	280 880	189 018	235 340
Water supply; sewerage, waste management and remediation activities	68 906	61 983	78 564	68 694	116 678
Construction	1 625 498	1 747 160	2 794 631	2 993 941	3 959 571
Wholesale and retail trade; repair of motor vehicles and motorcycles	1 483 320	1 619 329	3 250 546	2 872 857	3 403 187
Transportation and storage	524 557	477 077	1 305 857	773 735	1 104 747
Information and communication	201 373	236 419	267 870	313 500	448 418
Accommodation and food service activities	110 500	109 334	132 108	167 447	227 394
Real estate activities	161 647	200 909	407 484	468 068	516 059
Professional, scientific and technical activities	633 241	649 323	958 987	1 083 911	1 407 418
Administrative and support service activities	300 519	277 644	337 307	409 402	641 429
Education	30 300	78 389	86 416	97 617	124 849
Health care and social services	18 644	46 331	90 741	103 596	135 567
Arts, entertainment and recreation	77 820	95 706	108 455	107 508	119 908
Other service activities	118 707	101 800	247 773	425 890	421 327

2.22 Structure of output of products by SMEs

in percent

	2012	2013	2014	2015	2016
Republic of Kazakhstan	100,0	100,0	100,0	100,0	100,0
Akmolinskaya	3,1	3,0	2,3	2,7	2,9
Aktubinskaya	4,8	4,3	3,5	4,1	3,3
Almatinskaya	5,9	6,2	4,5	4,3	3,9
Atyrauskaya	5,6	4,2	4,0	5,8	5,1
Zapadno-Kazakhstanskaya	3,1	3,9	7,8	6,7	6,7
Zhambylskaya	2,2	2,6	1,6	1,6	1,4
Karagandinskaya	5,7	5,5	3,9	4,1	3,8
Kostanaiskaya	3,7	3,5	2,8	2,7	2,6
Kyzylordinskaya	3,0	2,8	1,6	1,5	1,3
Mangistauskaya	4,1	3,8	4,6	4,4	4,7
Yuzhno-Kazakhstanskaya	5,0	4,8	4,0	4,5	4,4
Pavlodarskaya	3,9	3,6	3,3	3,8	2,5
Severo-Kazakhstanskaya	2,9	2,9	1,6	1,8	1,6
Vostochno-Kazakhstanskaya	4,9	4,5	2,7	3,2	3,6
Astana city	14,8	18,1	25,7	23,8	24,1
Almaty city	27,0	26,3	26,1	25,0	28,1

2.23 Structure of output of products by SMEs by economic activity

in percent

	2012	2013	2014	2015	2016
Total	100,0	100,0	100,0	100,0	100,0
Agriculture, forestry and fishing	3,9	3,7	2,7	2,9	2,9
Industry	20,0	20,9	25,0	23,1	23,8
Mining and quarrying	3,6	3,7	11,3	9,0	8,3
Manufacturing	13,9	14,3	11,1	12,2	13,4
Electricity, gas, steam and air conditioning	1,6	2,1	2,0	1,4	1,4
Water supply; sewerage, waste management and remediation activities	1,0	0,8	0,6	0,5	0,7
Construction	23,4	23,4	20,2	22,6	23,2
Wholesale and retail trade; repair of motor vehicles and motorcycles	21,3	21,6	23,5	21,6	20,0
Transportation and storage	7,5	6,4	9,5	5,8	6,5
Information and communication	2,9	3,2	1,9	2,4	2,6
Accommodation and food service activities	1,6	1,5	1,0	1,3	1,3
Real estate activities	2,3	2,7	3,0	3,5	3,0
Professional, scientific and technical activities	9,1	8,7	6,9	8,2	8,2
Administrative and support service activities	4,3	3,7	2,4	3,1	3,8
Education	0,4	1,0	0,6	0,7	0,7
Health care and social services	0,3	0,6	0,7	0,8	0,8
Arts, entertainment and recreation	1,1	1,3	0,8	0,8	0,7
Other service activities	1,7	1,3	1,8	3,2	2,5

Individual entrepreneurs (without farmers)

2.24 Number of registered individual entrepreneurs

units

	2012	2013	2014	2015	2016
Republic of Kazakhstan	968 288	1 086 460	1 178 503	991 963	989 014
Akmolinskaya	46 395	51 682	55 718	43 867	42 804
Aktubinskaya	38 319	43 172	48 253	41 956	43 015
Almatinskaya	109 053	124 715	124 240	76 001	78 772
Atyrauskaya	40 989	44 155	47 787	41 939	42 135
Zapadno-Kazakhstanskaya	32 210	36 099	38 321	34 036	34 139
Zhambylskaya	54 379	60 220	64 879	50 842	51 630
Karagandinskaya	69 744	75 408	81 663	72 385	71 018
Kostanaiskaya	56 280	62 843	67 719	54 897	51 449
Kyzylordinskaya	31 961	35 976	40 067	37 508	37 072
Mangistauskaya	34 911	39 680	44 005	41 814	41 938
Yuzhno-Kazakhstanskaya	98 172	115 174	131 172	116 547	116 912
Pavlodarskaya	38 860	40 359	41 481	38 695	37 377
Severo-Kazakhstanskaya	29 449	32 343	34 823	30 616	27 585
Vostochno-Kazakhstanskaya	98 804	110 309	118 185	86 777	83 452

Continuation

	2012	2013	2014	2015	2016
Astana city	62 419	71 804	81 883	78 803	85 234
Almaty city	126 343	142 521	158 307	145 280	144 482

2.25 Number of registered individual entrepreneurs by economic activity

in percent

	2012	2013	2014	2015	2016
Total	968 288	1 086 460	1 178 503	991 963	989 014
Agriculture, forestry and fishing	111 761	112 450	115 850	29 368	29 892
Industry	23 792	26 269	29 980	28 810	29 851
Mining and quarrying	157	59	80	65	84
Manufacturing	22 869	25 431	28 980	27 802	28 682
Electricity, gas, steam and air conditioning	207	109	143	176	218
Water supply; sewerage, waste management and remediation activities	559	670	777	767	867
Construction	15 873	17 963	21 027	20 804	23 331
Wholesale and retail trade; repair of motor vehicles and motorcycles	441 024	508 361	539 822	484 076	468 355
Transportation and storage	103 649	111 985	120 846	98 984	94 808
Information and communication	9 255	10 495	11 759	10 946	11 081
Accommodation and food service activities	28 868	31 324	34 191	31 387	31 368
Real estate activities	56 713	64 848	73 572	68 537	71 889
Professional, scientific and technical activities	22 593	23 591	25 406	21 195	20 609
Administrative and support service activities	29 310	30 811	32 881	28 289	27 752
Education	3 709	4 407	5 432	5 879	7 295
Health care and social services	4 204	4 676	5 281	5 163	5 293
Arts, entertainment and recreation	7 289	7 932	8 825	8 079	8 651
Other service activities	110 248	131 348	153 631	150 446	158 839

2.26 Number of active individual entrepreneurs

units

	2012	2013	2014	2015	2016
Republic of Kazakhstan	573 618	660 262	694 759	882 849	813 482
Akmolinskaya	26 142	29 074	29 757	37 770	35 465
Aktubinskaya	27 949	31 047	32 806	38 828	37 817
Almatinskaya	47 243	48 110	49 357	65 508	68 694
Atyrauskaya	27 181	29 504	31 085	38 715	36 726
Zapadno-Kazakhstanskaya	22 509	24 674	25 627	30 884	30 878
Zhambylskaya	21 655	26 653	28 493	43 771	36 700
Karagandinskaya	46 596	53 368	55 419	65 266	63 102
Kostanaiskaya	33 131	36 733	37 600	49 569	42 258
Kyzylordinskaya	19 304	23 531	26 399	34 173	30 197
Mangistauskaya	24 743	29 379	32 055	39 253	38 695
Yuzhno-Kazakhstanskaya	49 144	65 042	70 179	102 174	91 778
Pavlodarskaya	24 711	27 653	28 553	34 064	32 856

	Continuation				
	2012	2013	2014	2015	2016
Severo-Kazakhstanskaya	18 948	20 764	20 930	27 571	21 590
Vostochno-Kazakhstanskaya	53 286	59 861	62 068	74 467	75 227
Astana city	45 181	51 982	56 549	72 132	69 043
Almaty city	85 895	102 887	107 882	128 704	102 456

2.27 Number of active individual entrepreneurs by economic activity

	units				
	2012	2013	2014	2015	2016
Total	573 618	660 262	694 759	882 849	813 482
Agriculture, forestry and fishing	802	845	971	25 291	24 321
Industry	15 808	17 938	20 557	26 176	25 426
Mining and quarrying	69	51	62	57	75
Manufacturing	15 247	17 336	19 850	25 247	24 405
Electricity, gas, steam and air conditioning	135	86	118	169	205
Water supply; sewerage, waste management and remediation activities	357	465	527	703	741
Construction	9 782	12 061	13 961	18 365	19 085
Wholesale and retail trade; repair of motor vehicles and motorcycles	310 463	359 368	364 033	439 177	384 110
Transportation and storage	48 740	55 174	58 222	80 427	73 038
Information and communication	6 237	7 167	7 938	9 606	9 322
Accommodation and food service activities	19 245	21 124	22 881	26 795	24 686
Real estate activities	44 438	50 509	54 627	63 305	63 268
Professional, scientific and technical activities	13 291	15 058	15 851	17 862	16 477
Administrative and support service activities	16 872	19 146	20 416	24 343	23 036
Education	2 660	3 320	3 968	5 626	6 530
Health care and social services	3 251	3 558	3 920	4 910	4 651
Arts, entertainment and recreation	4 186	4 805	5 350	6 483	6 910
Other service activities	77 843	90 189	102 064	134 483	132 622

2.28 Number of occupied in individual entrepreneurship

	persons				
	2012	2013	2014	2015	2016
Republic of Kazakhstan	831 425	990 677	1 136 050	1 360 338	1 288 167
Akmolinskaya	40 704	44 744	50 785	59 903	57 320
Aktubinskaya	39 652	46 896	53 049	61 103	58 401
Almatinskaya	67 532	69 765	75 773	95 598	98 748
Atyrauskaya	35 169	42 857	50 616	58 637	57 110
Zapadno-Kazakhstanskaya	33 735	42 477	46 803	53 422	53 566
Zhambylskaya	27 433	34 462	40 094	56 489	49 635
Karagandinskaya	71 806	86 166	98 226	110 187	107 324
Kostanaiskaya	53 289	57 854	65 124	78 477	70 851
Kyzylordinskaya	22 330	29 674	36 338	44 398	39 925
Mangistauskaya	30 485	37 929	45 468	54 850	54 875

Continuation					
	2012	2013	2014	2015	2016
Yuzhno-Kazakhstanskaya	63 008	78 138	91 039	126 090	118 176
Pavlodarskaya	44 749	49 875	56 052	62 154	60 431
Severo-Kazakhstanskaya	37 466	37 204	40 403	47 542	41 099
Vostochno-Kazakhstanskaya	86 597	97 897	107 860	122 360	122 195
Astana city	60 904	81 790	100 212	119 813	117 195
Almaty city	116 566	152 953	178 208	209 315	181 316

2.29 Number of occupied in individual entrepreneurship by economic activity

persons					
	2012	2013	2014	2015	2016
Total	831 425	990 677	1 136 050	1 360 338	1 288 167
Agriculture, forestry and fishing	1 151	1 337	1 874	26 124	25 134
Industry	34 692	19 627	46 711	54 651	54 719
Mining and quarrying	143	118	158	176	162
Manufacturing	33 541	37 953	45 128	52 768	52 703
Electricity, gas, steam and air conditioning	459	428	504	519	532
Water supply; sewerage, waste management and remediation activities	549	736	921	1 188	1 322
Construction	14 492	18 487	24 472	31 077	31 451
Wholesale and retail trade; repair of motor vehicles and motorcycles	450 587	535 545	583 251	671 049	612 244
Transportation and storage	61 693	68 927	83 098	107 236	99 951
Information and communication	7 178	9 471	12 166	14 467	14 155
Accommodation and food service activities	49 174	55 373	62 026	68 318	64 871
Real estate activities	54 679	67 140	83 110	95 756	95 429
Professional, scientific and technical activities	16 031	19 583	24 159	27 032	25 839
Administrative and support service activities	22 294	27 821	33 801	38 110	36 405
Education	3 641	5 056	7 463	10 673	12 878
Health care and social services	5 834	6 522	7 878	9 475	9 940
Arts, entertainment and recreation	6 154	7 077	8 927	10 197	10 778
Other service activities	103 825	129 106	157 114	196 173	194 373

2.30 Structure of occupied in individual entrepreneurship

in percent					
	2012	2013	2014	2015	2016
Republic of Kazakhstan	100,0	100,0	100,0	100,0	100,0
Akmolinskaya	4,9	4,5	4,5	4,4	4,4
Aktubinskaya	4,8	4,7	4,7	4,5	4,5
Almatinskaya	8,1	7,0	6,7	7,0	7,7
Atyrauskaya	4,2	4,3	4,5	4,3	4,4
Zapadno-Kazakhstanskaya	4,1	4,3	4,1	3,9	4,2
Zhambylskaya	3,3	3,5	3,5	4,1	3,8
Karagandinskaya	8,6	8,7	8,6	8,1	8,3
Kostanaiskaya	6,4	5,8	5,7	5,8	5,5

	Continuation				
	2012	2013	2014	2015	2016
Kyzylordinskaya	2,7	3,0	3,2	3,3	3,1
Mangistauskaya	3,7	3,8	4,0	4,0	4,3
Yuzhno-Kazakhstanskaya	7,6	7,9	8,0	9,3	9,2
Pavlodarskaya	5,4	5,0	4,9	4,6	4,7
Severo-Kazakhstanskaya	4,5	3,8	3,7	3,5	3,2
Vostochno-Kazakhstanskaya	10,4	9,9	9,5	9,0	9,5
Astana city	7,3	8,3	8,8	8,8	9,1
Almaty city	14,0	15,4	15,7	15,4	14,1

2.31 Structure of occupied in individual entrepreneurship by economic activity

	in percent				
	2012	2013	2014	2015	2016
Total	100,0	100,0	100,0	100,0	100,0
Agriculture, forestry and fishing	0,1	0,1	0,2	1,9	2,0
Industry	4,2	2,0	4,1	4,0	4,3
Mining and quarrying	0,0	0,0	0,0	0,0	0,0
Manufacturing	4,0	3,8	4,0	3,9	4,1
Electricity, gas, steam and air conditioning	0,1	0,0	0,0	0,0	0,1
Water supply; sewerage, waste management and remediation activities	0,1	0,1	0,1	0,1	0,1
Construction	1,7	1,9	2,1	2,3	2,4
Wholesale and retail trade; repair of motor vehicles and motorcycles	54,2	54,1	51,3	49,3	47,5
Transportation and storage	7,4	7,0	7,3	7,9	7,8
Information and communication	0,9	1,0	1,1	1,1	1,1
Accommodation and food service activities	5,9	5,6	5,5	5,0	5,0
Real estate activities	6,6	6,8	7,3	7,0	7,4
Professional, scientific and technical activities	1,9	2,0	2,1	2,0	2,0
Administrative and support service activities	2,7	2,8	3,0	2,8	2,8
Education	0,4	0,5	0,7	0,8	1,0
Health care and social services	0,7	0,7	0,7	0,7	0,8
Arts, entertainment and recreation	0,7	0,7	0,8	0,8	0,8
Other service activities	12,4	13,0	13,8	14,4	15,1

2.32 Output of products of individual entrepreneurship

million tenge

	2012	2013	2014	2015	2016
Republic of Kazakhstan	754 366	949 816	972 670	1 518 237	1 511 733
Akmolinskaya	32 987	37 520	39 334	77 403	52 749
Aktubinskaya	38 289	45 033	45 395	55 162	52 778
Almatinskaya	35 817	45 400	47 449	92 864	97 495
Atyrauskaya	43 658	52 700	57 547	87 966	85 532
Zapadno-Kazakhstanskaya	44 306	50 300	51 617	83 309	93 454
Zhambylskaya	16 577	21 500	24 350	39 447	38 067
Karagandinskaya	57 721	71 078	67 151	101 887	83 900
Kostanaiskaya	47 272	54 600	56 597	64 811	65 924
Kyzylordinskaya	16 324	22 200	21 358	30 437	31 497
Mangistauskaya	33 005	41 408	43 437	57 662	74 356
Yuzhno-Kazakhstanskaya	39 541	55 916	63 958	107 552	118 532
Pavlodarskaya	39 257	47 100	46 496	51 238	48 304
Severo-Kazakhstanskaya	33 742	40 018	36 549	42 366	34 874
Vostochno-Kazakhstanskaya	64 668	73 700	69 722	87 204	77 451
Astana city	72 173	102 343	108 134	197 655	190 609
Almaty city	139 030	189 000	193 576	341 274	366 211

2.33 Output of products of individual entrepreneurs by economic activity

million tenge

	2012	2013	2014	2015	2016
Total	754 366	949 816	972 670	1 518 237	1 511 733
Agriculture, forestry and fishing	2 202	1 470	1 954	2 595	2 069
Industry	29 663	36 893	40 908	60 565	256 176
Mining and quarrying	279	339	701	771	734
Manufacturing	28 572	35 655	39 240	58 284	253 985
Electricity, gas, steam and air conditioning	328	305	321	421	520
Water supply; sewerage, waste management and remediation activities	484	595	646	1 089	937
Construction	16 777	23 796	25 745	39 502	31 258
Wholesale and retail trade; repair of motor vehicles and motorcycles	388 034	473 951	489 558	710 202	489 772
Transportation and storage	59 436	74 152	75 539	103 698	92 753
Information and communication	6 261	10 611	8 347	12 853	8 392
Accommodation and food service activities	28 713	36 443	36 288	60 990	72 150
Real estate activities	86 200	113 023	113 311	233 172	334 539
Professional, scientific and technical activities	16 055	20 158	19 191	32 883	22 902
Administrative and support service activities	33 681	43 087	41 385	75 308	47 171
Education	1 659	2 242	2 603	5 086	4 106
Health care and social services	2 130	2 586	2 958	4 690	3 985
Arts, entertainment and recreation	8 031	9 750	7 652	9 087	6 017
Other service activities	75 524	101 654	107 231	167 606	140 443

2.34 Structure of output of products by individual entrepreneurs

in percent

	2012	2013	2014	2015	2016
Republic of Kazakhstan	100,0	100,0	100,0	100,0	100,0
Akmolinskaya	4,4	4,0	4,0	5,1	3,5
Aktubinskaya	5,1	4,7	4,7	3,6	3,5
Almatinskaya	4,7	4,8	4,9	6,1	6,4
Atyrauskaya	5,8	5,5	5,9	5,8	5,7
Zapadno-Kazakhstanskaya	5,9	5,3	5,3	5,5	6,2
Zhambylskaya	2,2	2,3	2,5	2,6	2,5
Karagandinskaya	7,7	7,5	6,9	6,7	5,6
Kostanaiskaya	6,3	5,7	5,8	4,3	4,4
Kyzylordinskaya	2,2	2,3	2,2	2,0	2,1
Mangistauskaya	4,4	4,4	4,5	3,8	4,9
Yuzhno-Kazakhstanskaya	5,2	5,9	6,6	7,1	7,8
Pavlodarskaya	5,2	5,0	4,8	3,4	3,2
Severo-Kazakhstanskaya	4,5	4,2	3,8	2,8	2,3
Vostochno-Kazakhstanskaya	8,6	7,8	7,2	5,7	5,1
Astana city	9,6	10,8	11,1	13,0	12,6
Almaty city	18,4	19,9	19,9	22,5	24,2

2.35 Structure of output of products by individual entrepreneurs by economic activity

in percent

	2012	2013	2014	2015	2016
Total	100,0	100,0	100,0	100,0	100,0
Agriculture, forestry and fishing	0,3	0,2	0,2	0,2	0,1
Industry	3,9	3,9	4,2	4,0	16,9
Mining and quarrying	0,0	0,0	0,1	0,1	0,0
Manufacturing	3,8	3,8	4,0	3,8	16,8
Electricity, gas, steam and air conditioning	0,0	0,0	0,0	0,0	0,0
Water supply; sewerage, waste management and remediation activities	0,1	0,1	0,1	0,1	0,1
Construction	2,2	2,5	2,6	2,6	2,1
Wholesale and retail trade; repair of motor vehicles and motorcycles	51,4	49,9	50,3	46,8	32,4
Transportation and storage	7,9	7,8	7,8	6,8	6,1
Information and communication	0,8	1,1	0,9	0,8	0,6
Accommodation and food service activities	3,8	3,8	3,7	4,0	4,8
Real estate activities	11,4	11,9	11,6	15,4	22,1
Professional, scientific and technical activities	2,1	2,1	2,0	2,2	1,5
Administrative and support service activities	4,5	4,5	4,3	5,0	3,1
Education	0,2	0,2	0,3	0,3	0,3
Health care and social services	0,3	0,3	0,3	0,3	0,3
Arts, entertainment and recreation	1,1	1,0	0,8	0,6	0,4
Other service activities	10,0	10,7	11,0	11,0	9,3

Continuation

Peasant and farm enterprises (PFE)**2.36 Number of registered PFE**

units

	2012	2013	2014	2015	2016
Republic of Kazakhstan	189 481	189 168	192 038	188 848	188 672
Akmolinskaya	3 838	3 939	4 308	3 794	3 896
Aktubinskaya	4 254	4 315	4 581	4 364	4 717
Almatinskaya	52 455	46 386	47 198	50 116	47 658
Atyrauskaya	1 779	1 654	1 860	1 959	2 159
Zapadno-Kazakhstanskaya	4 008	4 054	3 994	4 519	4 997
Zhambylskaya	16 601	16 630	16 687	16 022	16 251
Karagandinskaya	5 800	5 560	6 991	6 902	7 018
Kostanaiskaya	6 101	6 013	5 959	4 837	5 083
Kyzylordinskaya	2 570	2 679	2 775	2 839	3 603
Mangistauskaya	1 127	1 058	1 322	1 256	1 443
Yuzhno-Kazakhstanskaya	69 625	76 746	76 054	68 588	68 516
Pavlodarskaya	3 290	3 749	3 822	3 619	3 608
Severo-Kazakhstanskaya	3 116	3 121	3 066	2 857	2 953
Vostochno-Kazakhstanskaya	14 862	13 242	12 830	16 771	16 377
Astana city	13	11	10	7	36
Almaty city	42	11	581	398	357

2.37 Number of active PFE

units

	2012	2013	2014	2015	2016
Republic of Kazakhstan	164 856	158 583	152 697	181 154	180 799
Akmolinskaya	3 369	3 418	3 553	3 533	3 564
Aktubinskaya	4 239	4 297	4 198	4 220	4 597
Almatinskaya	49 439	44 776	43 657	45 263	43 307
Atyrauskaya	1 712	1 532	1 586	1 928	2 075
Zapadno-Kazakhstanskaya	3 631	3 640	3 637	4 344	4 717
Zhambylskaya	15 218	15 360	15 409	15 788	15 892
Karagandinskaya	5 094	4 974	5 764	6 555	6 868
Kostanaiskaya	4 998	4 899	4 804	4 641	4 873
Kyzylordinskaya	1 361	1 434	1 621	2 791	3 481
Mangistauskaya	907	833	778	1 218	1 404
Yuzhno-Kazakhstanskaya	55 559	55 345	50 295	68 407	67 932
Pavlodarskaya	2 714	2 944	3 211	3 355	3 356
Severo-Kazakhstanskaya	2 649	2 881	2 474	2 823	2 846
Vostochno-Kazakhstanskaya	13 955	12 234	11 684	15 913	15 676
Astana city	5	5	9	4	32
Almaty city	6	11	17	371	179

2.38 Number of occupied in PFE

persons

	2012	2013	2014	2015	2016
Republic of Kazakhstan	375 836	346 915	309 377	286 541	276 401
Akmolinskaya	8 102	7 540	7 551	6 676	6 357
Aktubinskaya	9 813	9 815	8 815	8 766	8 090
Almatinskaya	104 870	101 403	84 393	78 433	73 985
Atyrauskaya	3 007	2 811	2 447	2 470	2 530
Zapadno-Kazakhstanskaya	8 608	8 321	7 823	7 731	8 027
Zhambylskaya	48 862	46 730	43 504	33 293	31 793
Karagandinskaya	17 941	15 284	14 224	12 953	12 578
Kostanaiskaya	10 717	10 211	9 981	9 198	8 930
Kyzylordinskaya	3 274	3 653	4 177	4 484	4 669
Mangistauskaya	1 244	1 204	1 035	1 226	1 276
Yuzhno-Kazakhstanskaya	121 880	104 628	92 839	91 830	88 152
Pavlodarskaya	6 451	6 603	7 045	6 602	6 286
Severo-Kazakhstanskaya	5 448	5 237	5 125	2 811	4 965
Vostochno-Kazakhstanskaya	25 590	23 446	20 388	20 057	18 740
Astana city	6	6	8	4	5
Almaty city	47	23	22	7	18

2.39 Structure of occupied in PFE

in percent

	2012	2013	2014	2015	2016
Republic of Kazakhstan	100,0	100,0	100,0	100,0	100,0
Akmolinskaya	2,2	2,2	2,4	2,3	2,3
Aktubinskaya	2,6	2,8	2,8	3,1	2,9
Almatinskaya	27,9	29,2	27,3	27,4	26,8
Atyrauskaya	0,8	0,8	0,8	0,9	0,9
Zapadno-Kazakhstanskaya	2,3	2,4	2,5	2,7	2,9
Zhambylskaya	13,0	13,5	14,1	11,6	11,5
Karagandinskaya	4,8	4,4	4,6	4,5	4,5
Kostanaiskaya	2,9	2,9	3,2	3,2	3,2
Kyzylordinskaya	0,9	1,1	1,4	1,6	1,7
Mangistauskaya	0,3	0,3	0,3	0,4	0,5
Yuzhno-Kazakhstanskaya	32,4	30,2	30,0	32,0	31,9
Pavlodarskaya	1,7	1,9	2,3	2,3	2,3
Severo-Kazakhstanskaya	1,4	1,5	1,7	1,0	1,8
Vostochno-Kazakhstanskaya	6,8	6,8	6,6	7,0	6,8
Astana city	0,0	0,0	0,0	0,0	0,0
Almaty city	0,0	0,0	0,0	0,0	0,0

2.40 Output of products of PFE

million tenge

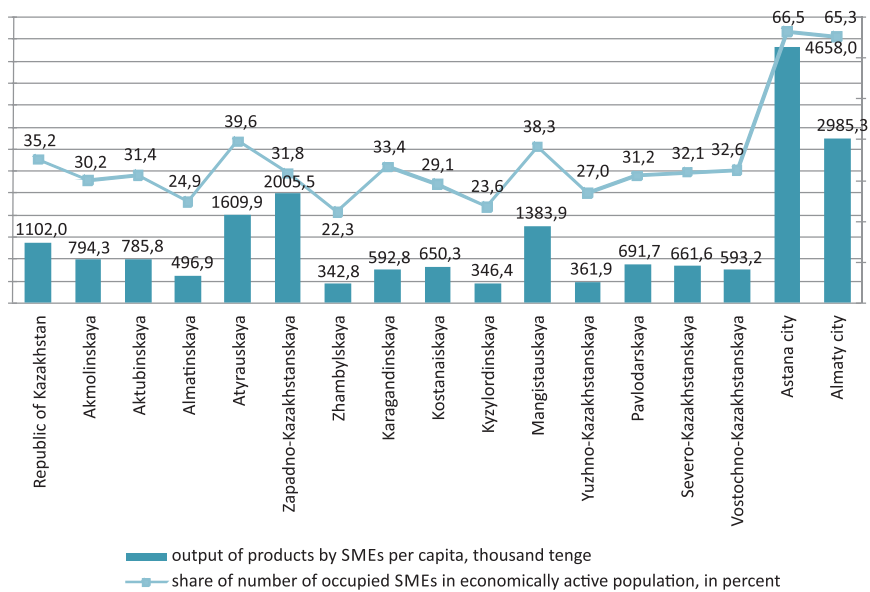
	2012	2013	2014	2015	2016
Republic of Kazakhstan	549 284	734 399	786 084	904 543	1 043 755
Akmolinskaya	19 335	38 596	37 236	40 894	39 245
Aktubinskaya	21 645	31 818	33 260	36 924	43 451
Almatinskaya	130 338	141 517	162 433	185 558	210 850
Atyrauskaya	7 437	9 425	12 565	15 123	15 006
Zapadno-Kazakhstanskaya	22 968	28 110	33 051	32 452	48 086
Zhambylskaya	33 941	52 641	68 703	86 749	103 258
Karagandinskaya	39 935	53 986	52 508	66 408	81 585
Kostanaiskaya	29 138	55 776	54 141	63 160	64 233
Kyzylordinskaya	6 368	7 206	10 143	15 521	16 193
Mangistauskaya	2 464	2 679	2 633	4 015	4 453
Yuzhno-Kazakhstanskaya	104 078	122 828	133 922	144 751	165 769
Pavlodarskaya	23 230	45 347	39 646	51 805	58 418
Severo-Kazakhstanskaya	34 988	42 625	47 169	54 282	60 847
Vostochno-Kazakhstanskaya	73 403	101 803	98 492	106 777	132 300
Astana city	14	41,5	28	28	27
Almaty city	0	0	154	96	34

2.41 Structure of output of products by PFE

in percent

	2012	2013	2014	2015	2016
Republic of Kazakhstan	100,0	100,0	100,0	100,0	100,0
Akmolinskaya	3,5	5,3	4,8	4,5	3,8
Aktubinskaya	3,9	4,3	4,2	4,1	4,2
Almatinskaya	23,7	19,3	20,7	20,5	20,2
Atyrauskaya	1,4	1,3	1,6	1,7	1,4
Zapadno-Kazakhstanskaya	4,2	3,8	4,2	3,6	4,6
Zhambylskaya	6,2	7,2	8,8	9,6	9,9
Karagandinskaya	7,3	7,4	6,7	7,3	7,8
Kostanaiskaya	5,3	7,6	6,9	7,0	6,2
Kyzylordinskaya	1,2	1,0	1,3	1,7	1,5
Mangistauskaya	0,4	0,4	0,3	0,5	0,4
Yuzhno-Kazakhstanskaya	18,9	16,7	17,0	16,0	15,9
Pavlodarskaya	4,2	6,2	5,0	5,7	5,6
Severo-Kazakhstanskaya	6,4	5,8	6,0	6,0	5,8
Vostochno-Kazakhstanskaya	13,4	13,9	12,5	11,8	12,7
Astana city	0,0	0,0	0,0	0,0	0,0
Almaty city	0,0	0,0	0,0	0,0	0,0

Socially significant indicators of SMEs in 2016



Brief methodological explanations

For small and medium-sized enterprises are legal entities, individual entrepreneurs and peasant or farm enterprises, whose activities are regulated by the Entrepreneurial Code of the Republic of Kazakhstan.

For small businesses are individual entrepreneurs without a legal entity and legal entities engaged in entrepreneurship, with an average annual number of employees not more than a hundred people, and the average annual income of not more than trehsottysyachekratnogo monthly calculation index established by the law on the national budget and applicable as of January 1 of the corresponding fiscal year.

To the subjects of medium-entre-ment are individual entrepreneurs and legal entities engaged in business not related to small and large businesses.

Individual enterprise is independent, enterprising activity of citizens of the Republic of Kazakhstan, oralmans, aimed at obtaining net income, based on the property of individuals themselves and carried out on behalf of individuals, their risk and their financial responsibility.

Peasant or farm enterprises is recognized association of persons in which the exercise of individual enterprise is inextricably linked with the use of agricultural land for agricultural production as well as processing and marketing of these products.

Type of economic activity - an activity in which the equipment, labor, manufacturing processes, information networks and products are combined, leading to the creation of a homogeneous product (goods and services). Type of economic activity is characterized by expenditures, production process and output. Each registered small business entity assigned to the economic activity that provides the greatest increase in value added, ie, It is the principal.

Output of products - the cost of all produced goods and rendered services in manufacturer price.

Responsible for release:
Ministry of National economy of the Republic of Kazakhstan
Committee on Statistics
Division of structural statistics
Chief expert
Khaletov A.Y.
Tel. +7 7172 749306
Head of Division
Misyura M.V.
Tel. +7 7172 749140

Computer layout and design:
«Rustemova B.K.» IE
010000, Astana city
35A, Pobeda ave.
Tel. +7 7172 577896 (397, 399)